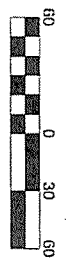



**Gate Express Wash @
Max Leggett Concept E**

- Parcel 1 (07699 0005): 43.99 ac
- Parcel 1B: 43.03 ac
- Parcel A: 40.96 ac
- 145' Tunnel Express Wash with 20 Service bays & 1 ADA Service bay
- 5 Employee Parking Spaces


CONCEPT NOTES:

- Primary access to site is required to be from Max Leggett Parkway as a condition of the PUD.
- All trees >6" within 20' of the ROW adjacent to Max Leggett Parkway and Woodland Drive are required to be preserved as a condition of the PUD.





 October 15, 2019



 Community - Management - Energy - Relationships