



WILTON SIMPSON
COMMISSIONER

Florida Department of Agriculture and Consumer Services
Division of Marketing and Development

**AGRICULTURE EDUCATION AND
PROMOTION FACILITY REQUEST FOR FUNDING**

Section 288 1175, Florida Statutes; 5H-25.001, Florida Administrative Code
AgEducationFacility@FDACS.gov; (850) 617-7070

Please return to:
Florida Department of Agriculture
and Consumer Services
Bureau of General Services
407 S. Calhoun Street, M4
Tallahassee, FL 32399

COUNTY: Duval County

Project Name (include project county location if not part of the project name): Duval County Canning Center of the UF/IFAS Extension Duval Agricultural Complex	Name of Applicant Organization (municipality, county, fair association, local agency, authority, local government, or public body): City of Jacksonville Department of Parks, Recreation and Community Services
Project Physical Address: Jacksonville Canning Center 2525 Commonwealth Ave. Jacksonville, FL 32254	Applicant's Mailing Address: 214 North Hogan Street, 4th Floor Jacksonville, FL 32202
Applicant's Phone Number: 904-255-7903	Applicant's Federal ID Number: 59-6000344
Agent Name, Title, Address, Phone Number(s), and Email Address: Daryl Joseph, Director Department of Parks, Recreation and Community Services City of Jacksonville 214 North Hogan Street, 4th Floor Jacksonville, FL 32202 (904) 255-7903	Has Agriculture Education and Promotion Facility grant funding been previously awarded for this project? Yes <input type="checkbox"/> No <input checked="" type="checkbox"/> If the answer is "Yes", provide contract numbers. _____

Section 1 – Applicants must be able to answer Yes to each of the following questions.

1) Is the applicant a unit of local government as defined in s. 218.369, Florida Statute (F.S.), or a fair association as defined in s. 616.001(11), F.S., which is responsible for the planning, design, permitting, construction, renovation, management, and operation of the agriculture education and promotion facility or holds title to the property on which such facility is to be developed? Applicants which do not directly own the property for which the project is proposed, must include any lease, documentation of title or control of the facility. Refer to s. 288.1175(4)(a), F.S.

Yes ☒ No ☐ See attachment

2) Can the applicant provide projections, which demonstrate the agriculture education and promotion facility will serve more than 25,000 visitors annually? Attach an annual list of events and the number of anticipated visitors for each event. Refer to s. 288.1175(4)(b), F.S.

Yes ☒ No ☐ See attachment

3) Has the municipality in which the facility is located, or the county if the facility is located an unincorporated area, certified by resolution or ordinance after a public hearing that the proposed agriculture education and promotion facility serves a public purpose? Attach a copy of the resolution or ordinance. Refer to s. 288.1175(4)(c), F.S.

Yes ☒ No ☐ See attachment

4) Can the applicant demonstrate that it has provided, is capable of providing, or has financial or other commitments to provide more than 40% of the costs incurred or related to the planning, design, permitting, construction, or renovation of the facility? Documentation must be provided to verify the required more than 40% matching amount. Required documentation could include, as applicable, letters of statement from the match provider accompanying a resolution, adopted budget item, or permit waiver(s), or letters of promise for in-kind services or cash donation(s). The applicant may include the value of the land and any improvements made to the property in determining its contribution to the development of the facility. If the applicant is using the property value as part or all of the matching requirement, the applicant must own the property and provide a copy of a certified appraisal or tax assessors report. If the applicant is using any property improvements as part or all of the matching requirement, this must be documented by providing copies of paid invoices for such improvements. Refer to s. 288.1175(4)(d), F.S.

Yes ☒ No ☐ See attachment

Section 2 – Answers entered will be weighted in compliance with Section 288.1175(5) F.S. and used to competitively rank certified project applications. In case of ties from applying the following criteria, the tied applications will be listed in alphabetical order.

1) The requested funds will be used to:

- ☐ Construct a new facility.
☒ Renovate an existing facility. See attachment

Refer to s. 288.1175(5)(a), F.S.

2) Amount Requested \$ 274,992.23
Total Amount of Match \$ 500,000.00
Match Percentage 182%

Match must equal more than 40% of the requested amount. To calculate the match percentage, divide the match amount by the requested amount, then multiply by 100. Refer to s. 288.1175(5)(b), F.S.

3) Is the location of the facility in a brownfield site as defined in s. 376.79(4), F.S., a rural enterprise zone as defined in s. 290.004(5), F.S., an agriculturally depressed area as defined in s. 570.74(1), F.S., or a county that has lost agricultural land to environmental restoration projects? If yes, attach copies of applicable supporting documentation. Refer to s. 288.1175(5)(c), F.S.

Yes ☐ No ☒

4) Will there be a net increase, as a result of the facility, of total available exhibition, arena, or civic center space within the jurisdictional limits of the local government in which the facility is to be located? Refer to s. 288.1175(5)(d), F.S.

Yes ☐ No ☒

If yes, provide the percentage of increase of total exhibition, arena, or civic center space. 0.00% %

5) What is the historic record of the applicant in promoting agriculture and educating the public about agriculture, including, without limitation, awards, premiums, scholarships, auctions, and other such activities? History will be based on archival documentation. Archival documentation includes, but is not limited to charters, advertisements, brochures, awards, or other relevant documentation. Attach additional pages as necessary including copies of archival documentation. Refer to s. 288.1175(5)(e), F.S.

The renovated Canning Center will continue to provide programs that promote agriculture, educate the public, and support opportunities to youth and adults that will give them opportunities for 4-H and Fair scholarships and awards at fairs, county and state events. The Canning Center is part of the UF/IFAS Extension agricultural complex, which includes the main office building and the Urban Demonstration and Community Gardens.

See attachment

6) Indicate the highest projection on paid attendance attracted by the agriculture education and promotion facility to be funded and identify the projected economic impact on the local community. Paid attendance is the projected number of event tickets sold. Attach additional pages as necessary. Refer to s. 288.1175(5)(f), F.S.

The attendance at the Canning Center is estimated to exceed 800 based on data from FY23. The attendance at the UF/IFAS Extension Duval County agricultural complex is estimated to exceed 26,000 based on FY23, which includes the Canning Center. The complex is located in an economically depressed area of Jacksonville known as Robinson's Addition. It is near the New Town Success Zone and Edward Waters University, an HBCU. Local residents utilize our facilities.

See attachment

7) Identify the nearest Institute of Food and Agricultural Sciences (IFAS) facility to the project facility and the distance between the facilities. Submit distance in feet if less than one mile and in miles if more than one mile, rounding to the nearest tenth of a mile. Refer to s. 288.1175(5)(g), F.S.

The Canning Center is a part of the UF/IFAS Extension Duval County Extension Office (DCEO) at 1010 N. McDuff Ave.

The Canning Center building sits directly behind it, sharing the parking lot. These two buildings are at the intersection of N. McDuff and Commonwealth avenues and have separate entrances. *

Section 3 – Project Description

Submit a detailed description of the project, a tentative project schedule, conceptual drawings if available, photos of the existing facilities, and, if applicable, the project's business plan.

See attachment

APPLICANT CERTIFICATION

I hereby certify that the information provided herein is accurate within my knowledge and is in keeping with the requirements for the evaluation and prioritization of budget requests for agriculture education and promotion facilities as defined in section 288.1175, Florida Statutes.


Signature

Stephanie Toelle

Print Name

Chief, County Extension Services

Title

7/25/2024

Date

Applications must be postmarked or electronically submitted by October 1 of each year.

The information to be supplied herein is required for use by the Florida Department of Agriculture and Consumer Services to evaluate and prioritize budget requests. Funding requested herein is to be used for an agriculture education and promotion facility including exhibition halls, arenas, civic centers, exposition centers, or other capital projects or facilities which can be used for exhibitions, demonstrations, trade shows, classrooms, civic events, and other purposes that promote agriculture, horticulture, livestock, equestrian, and other resources of the state and educate the residents as to these resources. Funding provided pursuant to this application may be used for the purpose of paying for the planning, design, permitting, construction, or renovation of an agriculture education and promotion facility or to pay or pledge for the payment of debt service on, or to fund debt service reserve funds, arbitrage rebate obligations, or other amounts payable with respect to bonds issues for the planning, design, permitting, construction, or renovation of such facility or for the reimbursements of such costs or the refinancing of bonds issues for such purposes.

Section 1

1. Applicant is unit of local government or fair association.

Yes, the applicant is a unit of local government as defined by s.218.369, F. S. The Canning Center is part of the UF/IFAS Duval County Extension Office (DCEO) complex. Extension is a partnership of the University of Florida and City of Jacksonville through the Department of Parks, Recreation and Community Services.

2. Projections of annual visitors exceeding 25,000.

According to the 2024 Duval County Economic Impact report, the UF/IFAS DCEO-Canning Center had 26,479 group learning participants in FY23.

This table provides an overview of regularly scheduled events for the year at the DCEO-Canning Center (CC) along with the anticipated attendance, grouped by category.

Events	Number of Events	Anticipated Attendance per Event	Total Anticipated Attendance
UF/IFAS Food Preservation @ CC	19	10	190
Master Food Preservation Volunteer Training @ CC	2	13	26
Senior Services Classes @ CC	11	10	110
Nonprofit Organizations @ CC	3	10	30
School Tours @ CC	2	12	24
Summer Youth/4-H Campers @ CC	3	12	36
Cottage Food Entrepreneurial Classes @ CC	6	12	72
Health/Nutrition/Meal Prep Workshops @ CC	36	10	360
4-H Volunteer Management	30	n/a	544
4-H Positive Youth Development	184	n/a	7056

Events	Number of Events	Anticipated Attendance per Event	Total Anticipated Attendance
4-H Organizational and Volunteer Systems	51	n/a	765
4-H Citizenship and Life Skill Development	284	n/a	4464
Master Gardening	28	n/a	981
Florida Friendly Landscaping	444	n/a	3473
Urban Gardening	40	n/a	1509
Health and Wellness	9	n/a	115
Financial Literacy	5	n/a	239
Cottage Food Entrepreneurship	39	n/a	403
Family & Consumer Sciences volunteer, intern, and program assistant development	31	n/a	25
Small Farms and Urban Food Production	22	n/a	625
Pasture Management for Cattle, Horses, and Small Ruminants	3	n/a	346
Pesticide Safety and Licensing	11	n/a	241
Tree Care and Maintenance Education for Volunteers	13	n/a	227
Urban Tree Health for Residents and Landscape Professionals	20	n/a	928

Events	Number of Events	Anticipated Attendance per Event	Total Anticipated Attendance
Natural Resource Awareness and Education	17	n/a	402

Total Additional Anticipated Attendance After Renovation of the DCEO – Canning Center

- Total Number of Events: 82
- Total Anticipated Attendance: 848

FY24 UF/IFAS County Economic Impact Report

UF/IFAS DUVAL COUNTY

Economic Impacts (2019)

Agricultural and related industries generate

120,276 jobs (17.4% of total) in Duval County.

\$7.69 billion in Gross Regional Product.

10.8% contribution to Gross Regional Product.
Based on an annual UFF study

It is estimated that for every **\$1** invested in agricultural research and Extension, there is a return of **\$20** to the community.
Alston, Anderson et al. (2019)

Funding (FY 2023)

State funds for Extension	\$1,241,275 (49%)
Federal funds for Extension	\$125,120 (5%)
County funds for Extension	\$1,148,182 (46%)

Volunteers (2023)

Number of volunteers	419
Hours worked	26,146
Dollar value of hours worked	\$875,630

Giving (FY 2023)

Recent (5yrs) donors residing in county	8,760
Current (1yr) donors residing in county	3,310
Gifts to UF from county residents	\$19,261,079
Gifts to IFAS from county residents	\$102,175

EXTENSION: 4-H life skills, commercial and home horticulture, urban forestry, urban gardening, small farms and alternative enterprises, agriculture, nutrition, food safety, food entrepreneurship, food preservation; financial management, mental health and wellness.

UF/IFAS Extension Duval County
1010 N. McDuff Avenue
Jacksonville, FL 32254-2031
904-255-7450
Director: Stephanie Toelle
Email: stoelle@ufl.edu
Web: <http://duval.ifas.ufl.edu>

Client Satisfaction (2022)

Quality

96% Residents who used Extension services and were satisfied with the service provided

Effectiveness

69% Clients who had an opportunity to use the information received, and,

77% said it solved their problem or answered their question

Leverage

67% Clients who shared the information with someone else.

Clientele Contacts (2023)

Field and office consultations	1,204
Participants at group learning events	26,479 ✓
Phone and email consultations	9,525
Social media engagement	60,307
Educational materials created	319

Statewide Clientele Outcomes (2023)

Gallons of water saved by residents and landscapers	375,503,045
No. of producers who adopted recommended practices	20,994
No. of adults and youth reporting healthy eating or physical activity practices, or improved health parameters	39,157

Students and Alumni (FY 2023)

UF students from county	1,859
CALS students from county	160
UF alumni residing in county	16,795
UF/IFAS alumni residing in county	1,144

THE SCIENCE OF BETTER LIVING

Overview of Duval County Extension:


The Duval County I Know - Extension Video

3. Resolution or ordinance after a public hearing that the proposed agriculture education and promotion facility serves a public purpose.

Ordinance 2023-348

CITY COUNCIL RESEARCH DIVISION
LEGISLATIVE SUMMARY

COLLEEN HAMPSEY,
RESEARCH ASSISTANT
(904) 255-5151



Bill Type and Number: Ordinance 2023-348

Introducer/Sponsor(s): Special Committee on Parks and Quality of Life (CMs White, Carrico, DeFoot, Morgan, Pittman and Salem)

Date of Introduction: May 23, 2023

Committee(s) of Reference: NCSPHS, R, I

Date of Analysis: May 22, 2023

Type of Action: Appropriation, CIP amendment, Ordinance Code waiver and designation of oversight agency

Bill Summary: This bill is an appropriation of \$50,000,000 from the Parks & Rec Capital Projects Special Committee on Parks and Quality of Life, DM Other Construction Costs Account, and \$634,346.53 from various Council District 3 discretionary bond accounts to the Parks, Recreation and Community Services Department for parks and parks facilities projects (total of \$50,634,346.53). The 2023-2027 Five-Year Capital Improvement Plan is amended to provide funding for the projects. This bill includes a limited waiver of Section 122.605, Ordinance Code, and requires compliance with Section 106.315, Ordinance Code. The Parks, Recreation and Community Services Department will provide oversight.

Background Information: As a part of the strategic planning session in May 2021, council identified park improvements maintenance as a top priority. The Special Committee on Parks and Quality of Life was charged to provide recommendations for improvements to citywide parks, senior centers, learning facilities and community centers to address infrastructure, maintenance, and safety needs. The committee approved the list of projects at its February 8, 2023, meeting. The waiver is needed because the project costs and work descriptions for playground replacements and ADA walkway, trails and boardwalk improvements are not yet available. From this appropriation, \$100,000 has been allocated to each of the 14 Council Districts for park projects and improvements for use as determined by the District Council Member in compliance with Section 106.315, Ordinance Code, for use between July 1, 2023, and June 30, 2027.

Park projects: Golf Holes & Building, Blue Cypress, Blue Cypress Pool, Ed Austin (2) Softball Field Lighting, Sheffield Pickleball & Lighting, Patton Park Center Design, Beach and Peach Pump Track, Glyntea Park Improvements, Pine Forest Senior Center, St. John's River Park & Friendship, Synthetic Turf Field, Leeco (South Field) Russell "Bill" Cook Park Site, Flossie Brunson Field Lighting, Lift Every Voice and Sing Park & Trail, JP Small Phase II Brexwood Golf Improvements, West Jacksonville School, Design/1st Phase Const., Extension Office Canning Center, Synthetic Turf, Bob Hayes (North Field), Lonnie Miller, Tennis, Pickleball, Basketball, Trails, Parking, Fort Family Fishing Pier Boardwalk, Cecil Ball Field Master Plan, Indoor Pickleball Facility - Cecil Gym, Community Center: Jax Beach, Synthetic Turf Field Ringhaver (West Field).

Playground replacements: Arlingwood Park, Bob Hayes, Caleb Park, Charles Boobie Clark, Clanzel T. Brown Park, Drew Park, Edwards Park, Fishweir Park, Forestry Tower Park, Fort Caroline/Lonnie Wynn Playground, G.F.N.A. Park, Glen Myra, H.T. Jones Community Center, Hogan-Spring Elem Park/Fletcher Morgan, Huguenot Park, Huntington Forest Park, J.S. Johnson Park, Jacksonville Heights Elem. Park, Lem Merrett Park, Lovelace Park, Mandarin Park, Marjenholt Park, McGirts Creek Park, Normandy Sports Complex, Patton Park, Ringhaver Park (Front Location), Riverside Park, Royal Terrace, Ryder Park, San Mateo Neighborhood Park, Scott Park, Southside Park, Tallulah Park, Terrace Park, Timiquana, Victory Park, Wignore Park, Willowbranch Park.

Boardwalk, trail, walkway improvements: Blue Cypress boardwalk, La Carondelet, Bonnie Wren, Ed Austin - Loop trail, Walter Jones, Losco, Lew Bradley McGirts, Runglaver, Bent Creek Bridges (2), Beverly Hills, Terrace Park, Willie Fowler, Cuba Hunter, James Field

Policy Impact Area, Special Committee on Parks and Quality of Life - various park improvement projects

Fiscal Impact: Appropriation of \$50,634,346 - 3

Analyst: Hamprey

1 Introduced by the Special Committee on Parks and Quality of Life
2 (Council Members White, Carrico, DeFoor, Morgan, Pittman and Salem)
3 and Co-Sponsored by Council Members Clark-Murray, Priestly Jackson,
4 Newby, Boylan and Becton and amended by the Neighborhoods, Community
5 Services, Public Health and Safety Committee:
6
7

8 **ORDINANCE 2023-348-E**

9 AN ORDINANCE APPROPRIATING \$50,634,346.53,
10 INCLUDING \$50,000,000.00 FROM THE PARKS & REC
11 CAPITAL PROJECTS - SPECIAL COMMITTEE ON PARKS
12 AND QUALITY OF LIFE DM - OTHER CONSTRUCTION
13 COSTS ACCOUNT FOR VARIOUS PARKS AND PARKS
14 FACILITIES PROJECTS APPROVED BY THE SPECIAL
15 COMMITTEE ON PARKS AND QUALITY OF LIFE, AND
16 \$634,346.53 FROM VARIOUS COUNCIL DISTRICT 3
17 DISCRETIONARY BOND ACCOUNTS FOR THE PARKS
18 QUALITY OF LIFE - PATTON PARK PROJECT; AMENDING
19 THE 2023-2027 FIVE-YEAR CAPITAL IMPROVEMENT PLAN
20 APPROVED BY ORDINANCE 2022-505-E TO PROVIDE
21 FUNDING FOR THE PROJECTS IDENTIFIED HEREIN;
22 PROVIDING FOR A LIMITED WAIVER OF SECTION
23 122.605, *ORDINANCE CODE*, AS TO FUNDS DESIGNATED
24 FOR COUNTYWIDE PLAYGROUND REPLACEMENTS;
25 REQUIRING COMPLIANCE WITH SECTION 106.315,
26 *ORDINANCE CODE*, FOR DISTRICT COUNCIL
27 EXPENDITURES; PROVIDING FOR OVERSIGHT BY THE
28 DEPARTMENT OF PARKS, RECREATION AND COMMUNITY
29 SERVICES; PROVIDING AN EFFECTIVE DATE.
30

31 **BE IT ORDAINED** by the Council of the City of

1 **Section 1. Appropriation.** For the 2022-2023 fiscal year,
2 within the City's budget, there is hereby appropriated the indicated
3 sum(s) from the account(s) listed in subsection (a) to the account(s)
4 listed in subsection (b):

5 (The account information is attached hereto as **Revised Exhibit 1**,
6 labeled as "Revised Exhibit 1, Rev B.T., June 20, 2023 - NCSPHS" and
7 incorporated herein by this reference)

8 (a) Appropriated from:

9 See **Revised Exhibit 1** \$50,634,346.53

10 (b) Appropriated to:

11 See **Revised Exhibit 1** \$50,634,346.53

12 (c) Explanation of Appropriation:

13 The funding above is comprised of \$50,000,000.00 from the
14 Parks & Rec Capital Projects - Special Committee on Parks
15 and Quality of Life, DM - Other Construction Costs Account,
16 and \$634,346.53 from various Council District 3
17 discretionary bond accounts to the Parks, Recreation and
18 Community Services Department for the parks and parks
19 facilities projects described herein.

20 **Section 2. Purpose.** The purpose of the appropriation in
21 Section 1 is to provide funding for the various parks projects
22 outlined in **Revised Exhibit 2**, labeled as "Revised Exhibit 2, Rev
23 Proj List, June 20, 2023 - NCSPHS", attached hereto and incorporated
24 herein by this reference (collectively, the "Projects"). This funding
25 includes \$50,000,000.00 from the Special Committee on Parks and
26 Quality of Life construction account and \$634,346.53 from various
27 Council District 3 discretionary bond accounts for the Parks Quality
28 of Life - Patton Park Project. The Special Committee on Parks and
29 Quality of Life approved the list of Projects at its February 8, 2023
30 meeting and the District 3 Council Member has approved the use of
31 discretionary bond account funds described herein.

1 **Section 3. Capital Improvement Plan Amendment.** Ordinance
2 2022-505-E, adopting the 2023-2027 Five-Year Capital Improvement Plan
3 (the "CIP") for the City and certain of its independent agencies, is
4 hereby amended to provide funding for the Projects, as more fully
5 described in the Project Information Sheets, attached hereto as
6 **Revised Exhibit 3**, labeled as "Revised Exhibit 3, Rev CIP Sheets,
7 June 20, 2023 - NCSPHS" and incorporated herein by this reference.
8 The City Council finds that the deferral of this amendment of the CIP
9 until the next annual budget and CIP review will be detrimental to
10 the best interests of the community because such deferral will result
11 in unnecessary delay of the Projects. Pursuant to Section 122.605(c),
12 *Ordinance Code*, enactment of this Ordinance requires the affirmative
13 vote of two-thirds of the City Council members present at the meeting
14 because of the CIP amendment set forth in this section. This Ordinance
15 shall constitute an amendment to Ordinance 2022-505-E. In all other
16 respects, the Five-Year Capital Improvement Plan approved by
17 Ordinance 2022-505-E shall remain unchanged and continue in full
18 force and effect.

19 **Section 4. Providing for a Limited Waiver of Section**
20 **122.605, *Ordinance Code*, as to Funds Designated for Countywide**
21 **Playground Replacement Projects and ADA Walkways, Trails and**
22 **Boardwalk Improvements.** The City's 2022-2023 approved budget
23 included \$50,000,000.00 designated for park projects and improvements
24 to be defined by the Special Committee on Parks and Quality of Life
25 and identified same in Ordinance 2022-505-E. The Special Committee
26 on Parks and Quality of Life has identified \$7,650,000.00 within this
27 designated funding for replacement of the 37 playgrounds located
28 throughout Duval County listed in **Exhibit 4**, attached hereto and
29 incorporated herein by this reference. In addition, the Special
30 Committee on Parks and Quality of Life has identified \$3,000,000.00
31 from within this designated funding for American's with Disabilities

1 Act (ADA) walkways, trails and boardwalk improvements at various
2 locations throughout Duval County as listed in **Exhibit 5**, attached
3 hereto and incorporated herein by this reference. At this time,
4 project costs and work descriptions for these playground replacement
5 and ADA walkway, trails and boardwalk improvements are not available
6 to be included in this Ordinance as required by Section 122.605(b),
7 *Ordinance Code*. Therefore, for the limited purpose of the playground
8 replacement projects, valued between \$100,000.00 and \$500,000.00 and
9 falling under the \$7,650,000.00 designated by the Special Committee
10 on Parks and Quality of Life and appropriated by this Ordinance, and
11 for the additional limited purpose of the ADA walkway, trails and
12 boardwalk improvements projects, valued between \$100,000.00 and
13 \$500,000.00 and falling under the \$3,000,000.00 designated by the
14 Special Committee on Parks and Quality of Life and appropriated by
15 this Ordinance, the Council hereby waives all inconsistent provisions
16 of Section 122.605, *Ordinance Code*, to allow the Administration to
17 proceed with these projects and improvements without the need for
18 additional City Council approval.

19 **Section 5. Compliance with Section 106.315, *Ordinance Code*,**
20 **for District Council Expenditures Required.** Pursuant to the list of
21 Projects approved by the Special Committee on Parks and Quality of
22 Life at its February 8, 2023 meeting and the appropriation in Section
23 1, \$100,000 has been allocated to each Council District for park
24 projects and improvements for use as determined by the District
25 Council Member. Expenditures made pursuant to this appropriation
26 shall comply with the applicable provisions of Section 106.315
27 (District Council Expenditures), *Ordinance Code*. Funds appropriated
28 in this Ordinance will be available for use after July 1, 2023, and
29 must be committed before June 30, 2027, failure to do so will cause
30 funds to revert to the account of origin.

31 **Section 6. Oversight.** The Parks, Recreation and Community

Revised Exhibit 1

Rev Grant App

September 3, 2024 - NCSPHS

Page 14 of 47

Services Department shall oversee the projects described herein.

Section 7. Effective Date. This Ordinance shall become effective upon signature by the Mayor or upon becoming effective without the Mayor's signature.

Form Approved:

 /s/ Mary E. Staffopoulos

Office of General Counsel

Legislation Prepared By: Mary E. Staffopoulos

GC-#1573909-v1-2023-348-E.docx

City of Jacksonville, Florida
Request for Budget Transfer Form

Department of Parks, Recreation and Community Services
Department or Area Responsible for Contract / Compliance / Oversight

Countywide
Council District(s)

Reversion of Funds: _____
(if applicable) Fund / Center / Account / Project * / Activity / Interfund / Future

All Years
Fiscal Yr(s) of carry over (all-years funds do not require a carryover)

Section of Code Being Waived (if applicable): _____
Justification for Waiver

CIP (yes or no): _____ Yes

Justification for / Description of Transfer:
Appropriating \$50,000,000 from the Special Committee on Parks and Quality of Life CIP Project for the list of projects approved at the 2/08/23 committee meeting and appropriating a total of \$634,346.53 from various Council District 3 discretionary bond accounts for the Parks Quality of Life - Patton Park project. Accounting to move actuals to effectuate this BT.

Net Amount Appropriated and/or Transferred: _____ \$50,634,346.53

* This element of the account string is titled project but it houses both projects and grants.

CITY COUNCIL

Requesting Council Member: _____

CM's District: _____

Requesting Council Member: _____

CM's District: _____

Prepared By: _____

Ordinance: _____

OFFICE OF THE MAYOR

☐ BUDGET ORDINANCE ☐ TRANSFER DIRECTIVE

TD / BT Number: _____

Date Rec'd.	Date Fwd.	Approved	Disapproved
Department Head			
Mayor's Office			
Accounting Division			
Budget Division			

Date of Action By Mayor: _____ Approved: _____

Division Chief: _____ Date Initiated: _____

Prepared By: _____ Phone Number: _____

Initiated / Requested By (if other than Department): _____

Budget Transfer Line Item Detail

Budget Office approval does not confirm; whether or not a grant requires a new 1Cloud grant number nor the availability or use of prior-year revenue and/or the use of fund balance appropriations in all-years

Budget Officer Initials _____

* This element of the account string is titled project but it houses both projects and grants.

TRANSFER FROM: (Revenue line items in this area are being appropriated and expense line items are being de-appropriated.)

Rev Exp	Fund Title	Activity / Grant / Project Title	Line Item / Account Title	Amount	Accounting Codes						
					Fund	Center	Account	Project *	Activity	Interfund	Future
Exp	Authorized Capital Projects - FY23 and Forward	PRSC Parks & Rec Capital Projects - Special Committee on Parks and Quality of Life	DM - Other Construction Costs	\$50,000,000.00	32124	167101	565051	010422	00000000	00000	0000000
Rev	Authorized Capital Projects - FY23 and Forward	Parks QOL – Blue Cypress Golf Course	Long Term Debt Issued - Debt Management Fund Loan Proceeds	\$1,000,000.00	32124	167101	384020	010781	00000000	00000	0000000
Rev	Authorized Capital Projects - FY23 and Forward	Blue Cypress - Pool Demo & Replacement	Long Term Debt Issued - Debt Management Fund Loan Proceeds	\$3,800,000.00	32124	167101	384020	000795	00000000	00000	0000000
Rev	Authorized Capital Projects - FY23 and Forward	Parks QOL – Ed Austin Regional Park	Long Term Debt Issued - Debt Management Fund Loan Proceeds	\$600,000.00	32124	167101	384020	005798	00000000	00000	0000000
Rev	Authorized Capital Projects - FY23 and Forward	Parks QOL – William Sheffield Regional Park	Long Term Debt Issued - Debt Management Fund Loan Proceeds	\$850,000.00	32124	167101	384020	010774	00000000	00000	0000000
Rev	Authorized Capital Projects - FY23 and Forward	Parks QOL – Patton Park	Long Term Debt Issued - Debt Management Fund Loan Proceeds	\$750,000.00	32124	167101	384020	007125	00000000	00000	0000000
Rev	Authorized Capital Projects - FY23 and Forward	Parks QOL – Beach & Peach Park	Long Term Debt Issued - Debt Management Fund Loan Proceeds	\$500,000.00	32124	167101	384020	002527	00000000	00000	0000000
Rev	Authorized Capital Projects - FY23 and Forward	Parks QOL – Glynlea Park	Long Term Debt Issued - Debt Management Fund Loan Proceeds	\$500,000.00	32124	167101	384020	004636	00000000	00000	0000000
Rev	Authorized Capital Projects - FY23 and Forward	Parks QOL – Pine Forest Park	Long Term Debt Issued - Debt Management Fund Loan Proceeds	\$600,000.00	32124	167101	384020	010768	00000000	00000	0000000
Rev	Authorized Capital Projects - FY23 and Forward	St. Johns River Park	Long Term Debt Issued - Debt Management Fund Loan Proceeds	\$2,600,000.00	32124	167101	384020	008204	00000000	00000	0000000
Rev	Authorized Capital Projects - FY23 and Forward	Parks QOL – Losco Regional Park	Long Term Debt Issued - Debt Management Fund Loan Proceeds	\$1,200,000.00	32124	167101	384020	006004	00000000	00000	0000000
Rev	Authorized Capital Projects - FY23 and Forward	Parks QOL – Russell Bill Cook Park	Long Term Debt Issued - Debt Management Fund Loan Proceeds	\$250,000.00	32124	167101	384020	000944	00000000	00000	0000000
Rev	Authorized Capital Projects - FY23 and Forward	Parks QOL – Flossie Brunson Eastside Park	Long Term Debt Issued - Debt Management Fund Loan Proceeds	\$500,000.00	32124	167101	384020	007084	00000000	00000	0000000
Rev	Authorized Capital Projects - FY23 and Forward	Parks QOL – Lift Ev'ry Voice and Sing Park	Long Term Debt Issued - Debt Management Fund Loan Proceeds	\$1,200,000.00	32124	167101	384020	010695	00000000	00000	0000000
Rev	Authorized Capital Projects - FY23 and Forward	James P. Small Park	Long Term Debt Issued - Debt Management Fund Loan Proceeds	\$3,000,000.00	32124	167101	384020	010426	00000000	00000	0000000

Total: \$101,268,693.06

Rev	Authorized Capital Projects - FY23 and Forward	Parks QOL – Brentwood Golf Course	Long Term Debt Issued - Debt Management Fund Loan Proceeds	\$1,000,000.00	32124	167101	384020	010782	00000000	00000	0000000
Rev	Authorized Capital Projects - FY23 and Forward	Parks QOL – West Jacksonville Community Center	Long Term Debt Issued - Debt Management Fund Loan Proceeds	\$2,000,000.00	32124	167101	384020	010769	00000000	00000	0000000
Rev	Authorized Capital Projects - FY23 and Forward	Parks QOL – Canning Center	Long Term Debt Issued - Debt Management Fund Loan Proceeds	\$500,000.00	32124	167101	384020	010694	00000000	00000	0000000
Rev	Authorized Capital Projects - FY23 and Forward	Parks QOL – Bob Hayes Park	Long Term Debt Issued - Debt Management Fund Loan Proceeds	\$1,200,000.00	32124	167101	384020	010770	00000000	00000	0000000
Rev	Authorized Capital Projects - FY23 and Forward	Parks QOL – Lonnie Miller Regional Park	Long Term Debt Issued - Debt Management Fund Loan Proceeds	\$8,000,000.00	32124	167101	384020	010776	00000000	00000	0000000
Rev	Authorized Capital Projects - FY23 and Forward	Parks QOL – Fort Family/9A Baymeadows Regional Park	Long Term Debt Issued - Debt Management Fund Loan Proceeds	\$700,000.00	32124	167101	384020	002190	00000000	00000	0000000
Rev	Authorized Capital Projects - FY23 and Forward	Cecil Field Master Plan - Phase II	Long Term Debt Issued - Debt Management Fund Loan Proceeds	\$5,000,000.00	32124	167101	384020	000652	00000000	00000	0000000
Rev	Authorized Capital Projects - FY23 and Forward	Parks QOL – Cecil Gym	Long Term Debt Issued - Debt Management Fund Loan Proceeds	\$500,000.00	32124	167101	384020	008998	00000000	00000	0000000
Rev	Authorized Capital Projects - FY23 and Forward	Parks QOL – Baker Center Improvements	Long Term Debt Issued - Debt Management Fund Loan Proceeds	\$500,000.00	32124	167101	384020	010696	00000000	00000	0000000
Rev	Authorized Capital Projects - FY23 and Forward	Parks QOL – Ringhaver Park	Long Term Debt Issued - Debt Management Fund Loan Proceeds	\$1,200,000.00	32124	167101	384020	007541	00000000	00000	0000000
Rev	Authorized Capital Projects - FY23 and Forward	Countywide Parks - Parks Cap Maintenance-Playgrnd,Ballfield	Long Term Debt Issued - Debt Management Fund Loan Proceeds	\$7,650,000.00	32124	167101	384020	000963	00000000	00000	0000000
Rev	Authorized Capital Projects - FY23 and Forward	Parks QOL – ADA Improvements	Long Term Debt Issued - Debt Management Fund Loan Proceeds	\$3,000,000.00	32124	167101	384020	010772	00000000	00000	0000000
Rev	Authorized Capital Projects - FY23 and Forward	CCCP Council District - Parks and Recreation - Council District 1	Long Term Debt Issued - Debt Management Fund Loan Proceeds	\$100,000.00	32124	224001	384020	000000	00001517	00000	0000000
Rev	Authorized Capital Projects - FY23 and Forward	CCCP Council District - Parks and Recreation - Council District 2	Long Term Debt Issued - Debt Management Fund Loan Proceeds	\$100,000.00	32124	224001	384020	000000	00001518	00000	0000000
Rev	Authorized Capital Projects - FY23 and Forward	CCCP Council District - Parks and Recreation - Council District 3	Long Term Debt Issued - Debt Management Fund Loan Proceeds	\$100,000.00	32124	224001	384020	000000	00001519	00000	0000000
Rev	Authorized Capital Projects - FY23 and Forward	CCCP Council District - Parks and Recreation - Council District 4	Long Term Debt Issued - Debt Management Fund Loan Proceeds	\$100,000.00	32124	224001	384020	000000	00001522	00000	0000000
Rev	Authorized Capital Projects - FY23 and Forward	CCCP Council District - Parks and Recreation - Council District 5	Long Term Debt Issued - Debt Management Fund Loan Proceeds	\$100,000.00	32124	224001	384020	000000	00001521	00000	0000000
Rev	Authorized Capital Projects - FY23 and Forward	CCCP Council District - Parks and Recreation - Council District 6	Long Term Debt Issued - Debt Management Fund Loan Proceeds	\$100,000.00	32124	224001	384020	000000	00001520	00000	0000000

Rev	Authorized Capital Projects - FY23 and Forward	CCCP Council District - Parks and Recreation - Council District 7	Long Term Debt Issued - Debt Management Fund Loan Proceeds	\$100,000.00	32124	224001	384020	000000	00001523	00000	0000000
Rev	Authorized Capital Projects - FY23 and Forward	CCCP Council District - Parks and Recreation - Council District 8	Long Term Debt Issued - Debt Management Fund Loan Proceeds	\$100,000.00	32124	224001	384020	000000	00001524	00000	0000000
Rev	Authorized Capital Projects - FY23 and Forward	CCCP Council District - Parks and Recreation - Council District 9	Long Term Debt Issued - Debt Management Fund Loan Proceeds	\$100,000.00	32124	224001	384020	000000	00001525	00000	0000000
Rev	Authorized Capital Projects - FY23 and Forward	CCCP Council District - Parks and Recreation - Council District 10	Long Term Debt Issued - Debt Management Fund Loan Proceeds	\$100,000.00	32124	224001	384020	000000	00001526	00000	0000000
Rev	Authorized Capital Projects - FY23 and Forward	CCCP Council District - Parks and Recreation - Council District 11	Long Term Debt Issued - Debt Management Fund Loan Proceeds	\$100,000.00	32124	224001	384020	000000	00001527	00000	0000000
Rev	Authorized Capital Projects - FY23 and Forward	CCCP Council District - Parks and Recreation - Council District 12	Long Term Debt Issued - Debt Management Fund Loan Proceeds	\$100,000.00	32124	224001	384020	000000	00001529	00000	0000000
Rev	Authorized Capital Projects - FY23 and Forward	CCCP Council District - Parks and Recreation - Council District 13	Long Term Debt Issued - Debt Management Fund Loan Proceeds	\$100,000.00	32124	224001	384020	000000	00001530	00000	0000000
Rev	Authorized Capital Projects - FY23 and Forward	CCCP Council District - Parks and Recreation - Council District 14	Long Term Debt Issued - Debt Management Fund Loan Proceeds	\$100,000.00	32124	224001	384020	000000	00001531	00000	0000000
Exp	City Council Parks Acquisition, Dev & Maint	Loblolly Council Dist 03 - LLC03	Trust Fund Authorized Expenditures	\$10,288.00	11516	223002	549006	001598	00000000	00000	0000000
Exp	ETR Bonds, Series 2004 - Autumn Bonds	District 3 Cop Funds	Contingency	\$617,138.53	31127	224001	599100	000000	00001460	00000	0000000
Exp	Better Jax Projects - Pay as You Go	District 3 Cop Funds	Contingency	\$1,067.00	35103	224001	599100	000000	00001460	00000	0000000
Exp	Better Jax Projects - Pay as You Go	District 3 Cop Funds	Contingency	\$5,853.00	35103	191009	599100	000000	00001460	00000	0000000
Rev	City Council Parks Acquisition, Dev & Maint	Parks QOL – Patton Park	Intrafund Equity Transfer In	\$10,288.00	11516	167101	381920	007125	00000000	11527	0000000
Rev	ETR Bonds, Series 2004 - Autumn Bonds	Parks QOL – Patton Park	Investment Pool Earnings	\$246,646.49	31127	167101	361101	007125	00000000	00000	0000000
Rev	ETR Bonds, Series 2004 - Autumn Bonds	Parks QOL – Patton Park	Long Term Debt Issued	\$370,492.04	31127	167101	384010	007125	00000000	00000	0000000
Rev	Better Jax Projects - Pay as You Go	Parks QOL – Patton Park	Contributions from Local Component Units	\$6,920.00	35103	167101	338010	007125	00000000	00000	0000000

September 2024

TRANSFER TO: (Revenue line items in this area are being de-appropriated and expense line items are being appropriated.)

Rev	Authorized Capital Projects - FY23 and Forward	PRSC Parks & Rec Capital Projects - Special Committee on Parks and Quality of Life	Long Term Debt Issued - Debt Management Fund Loan Proceeds	\$50,000,000.00	32124	167101	384020	010422	00000000	00000	0000000
Exp	Authorized Capital Projects - FY23 and Forward	Parks QOL – Blue Cypress Golf Course	DM Other Construction Costs	\$1,000,000.00	32124	167101	565051	010781	00000000	00000	0000000

Exp	Authorized Capital Projects - FY23 and Forward	Blue Cypress - Pool Demo & Replacement	DM Other Construction Costs	\$3,800,000.00	32124	167101	565051	000795	00000000	00000	0000000
Exp	Authorized Capital Projects - FY23 and Forward	Parks QOL – Ed Austin Regional Park	DM Other Construction Costs	\$600,000.00	32124	167101	565051	005798	00000000	00000	0000000
Exp	Authorized Capital Projects - FY23 and Forward	Parks QOL – William Sheffield Regional Park	DM Other Construction Costs	\$850,000.00	32124	167101	565051	010774	00000000	00000	0000000
Exp	Authorized Capital Projects - FY23 and Forward	Parks QOL – Patton Park	DM Other Construction Costs	\$750,000.00	32124	167101	565051	007125	00000000	00000	0000000
Exp	Authorized Capital Projects - FY23 and Forward	Parks QOL – Beach & Peach Park	DM Other Construction Costs	\$500,000.00	32124	167101	565051	002527	00000000	00000	0000000
Exp	Authorized Capital Projects - FY23 and Forward	Parks QOL – Glynlea Park	DM Other Construction Costs	\$500,000.00	32124	167101	565051	004636	00000000	00000	0000000
Exp	Authorized Capital Projects - FY23 and Forward	Parks QOL – Pine Forest Park	DM Other Construction Costs	\$600,000.00	32124	167101	565051	010768	00000000	00000	0000000
Exp	Authorized Capital Projects - FY23 and Forward	St. Johns River Park	DM Other Construction Costs	\$2,600,000.00	32124	167101	565051	008204	00000000	00000	0000000
Exp	Authorized Capital Projects - FY23 and Forward	Parks QOL – Losco Regional Park	DM Other Construction Costs	\$1,200,000.00	32124	167101	565051	006004	00000000	00000	0000000
Exp	Authorized Capital Projects - FY23 and Forward	Parks QOL – Russell Bill Cook Park	DM Other Construction Costs	\$250,000.00	32124	167101	565051	000944	00000000	00000	0000000
Exp	Authorized Capital Projects - FY23 and Forward	Parks QOL – Flossie Brunson Eastside Park	DM Other Construction Costs	\$500,000.00	32124	167101	565051	007084	00000000	00000	0000000
Exp	Authorized Capital Projects - FY23 and Forward	Parks QOL – Lift Ev'ry Voice and Sing Park	DM Other Construction Costs	\$1,200,000.00	32124	167101	565051	010695	00000000	00000	0000000
Exp	Authorized Capital Projects - FY23 and Forward	James P. Small Park	DM Other Construction Costs	\$3,000,000.00	32124	167101	565051	010426	00000000	00000	0000000
Exp	Authorized Capital Projects - FY23 and Forward	Parks QOL – Brentwood Golf Course	DM Other Construction Costs	\$1,000,000.00	32124	167101	565051	010782	00000000	00000	0000000
Exp	Authorized Capital Projects - FY23 and Forward	Parks QOL – West Jacksonville Community Center	DM Other Construction Costs	\$2,000,000.00	32124	167101	565051	010769	00000000	00000	0000000
Exp	Authorized Capital Projects - FY23 and Forward	Parks QOL – Canning Center	DM Other Construction Costs	\$500,000.00	32124	167101	565051	010694	00000000	00000	0000000
Exp	Authorized Capital Projects - FY23 and Forward	Parks QOL – Bob Hayes Park	DM Other Construction Costs	\$1,200,000.00	32124	167101	565051	010770	00000000	00000	0000000
Exp	Authorized Capital Projects - FY23 and Forward	Parks QOL – Lonnie Miller Regional Park	DM Other Construction Costs	\$8,000,000.00	32124	167101	565051	010776	00000000	00000	0000000

Exp	Authorized Capital Projects - FY23 and Forward	Parks QOL – Fort Family/9A Baymeadows Regional Park	DM Other Construction Costs	\$700,000.00	32124	167101	565051	002190	00000000	00000	00000000
Exp	Authorized Capital Projects - FY23 and Forward	Cecil Field Master Plan - Phase II	DM Other Construction Costs	\$5,000,000.00	32124	167101	565051	000652	00000000	00000	00000000
Exp	Authorized Capital Projects - FY23 and Forward	Parks QOL – Cecil Gym	DM Other Construction Costs	\$500,000.00	32124	167101	565051	008998	00000000	00000	00000000
Exp	Authorized Capital Projects - FY23 and Forward	Parks QOL – Baker Center Improvements	DM Other Construction Costs	\$500,000.00	32124	167101	565051	010696	00000000	00000	00000000
Exp	Authorized Capital Projects - FY23 and Forward	Parks QOL – Ringhaver Park	DM Other Construction Costs	\$1,200,000.00	32124	167101	565051	007541	00000000	00000	00000000
Exp	Authorized Capital Projects - FY23 and Forward	Countywide Parks - Parks Cap Maintenance-Playgrnd,Ballfield	DM Other Construction Costs	\$7,650,000.00	32124	167101	565051	000963	00000000	00000	00000000
Exp	Authorized Capital Projects - FY23 and Forward	Parks QOL – ADA Improvements	DM Other Construction Costs	\$3,000,000.00	32124	167101	565051	010772	00000000	00000	00000000
Exp	Authorized Capital Projects - FY23 and Forward	CCCP Council District - Parks and Recreation - Council District 1	DM Other Construction Costs	\$100,000.00	32124	224001	565051	000000	00001517	00000	00000000
Exp	Authorized Capital Projects - FY23 and Forward	CCCP Council District - Parks and Recreation - Council District 2	DM Other Construction Costs	\$100,000.00	32124	224001	565051	000000	00001518	00000	00000000
Exp	Authorized Capital Projects - FY23 and Forward	CCCP Council District - Parks and Recreation - Council District 3	DM Other Construction Costs	\$100,000.00	32124	224001	565051	000000	00001519	00000	00000000
Exp	Authorized Capital Projects - FY23 and Forward	CCCP Council District - Parks and Recreation - Council District 4	DM Other Construction Costs	\$100,000.00	32124	224001	565051	000000	00001522	00000	00000000
Exp	Authorized Capital Projects - FY23 and Forward	CCCP Council District - Parks and Recreation - Council District 5	DM Other Construction Costs	\$100,000.00	32124	224001	565051	000000	00001521	00000	00000000
Exp	Authorized Capital Projects - FY23 and Forward	CCCP Council District - Parks and Recreation - Council District 6	DM Other Construction Costs	\$100,000.00	32124	224001	565051	000000	00001520	00000	00000000
Exp	Authorized Capital Projects - FY23 and Forward	CCCP Council District - Parks and Recreation - Council District 7	DM Other Construction Costs	\$100,000.00	32124	224001	565051	000000	00001523	00000	00000000
Exp	Authorized Capital Projects - FY23 and Forward	CCCP Council District - Parks and Recreation - Council District 8	DM Other Construction Costs	\$100,000.00	32124	224001	565051	000000	00001524	00000	00000000
Exp	Authorized Capital Projects - FY23 and Forward	CCCP Council District - Parks and Recreation - Council District 9	DM Other Construction Costs	\$100,000.00	32124	224001	565051	000000	00001525	00000	00000000
Exp	Authorized Capital Projects - FY23 and Forward	CCCP Council District - Parks and Recreation - Council District 10	DM Other Construction Costs	\$100,000.00	32124	224001	565051	000000	00001526	00000	00000000
Exp	Authorized Capital Projects - FY23 and Forward	CCCP Council District - Parks and Recreation - Council District 11	DM Other Construction Costs	\$100,000.00	32124	224001	565051	000000	00001527	00000	00000000

Exp	Authorized Capital Projects - FY23 and Forward	CCCP Council District - Parks and Recreation - Council District 12	DM Other Construction Costs	\$100,000.00	32124	224001	565051	000000	00001529	00000	0000000
Exp	Authorized Capital Projects - FY23 and Forward	CCCP Council District - Parks and Recreation - Council District 13	DM Other Construction Costs	\$100,000.00	32124	224001	565051	000000	00001530	00000	0000000
Exp	Authorized Capital Projects - FY23 and Forward	CCCP Council District - Parks and Recreation - Council District 14	DM Other Construction Costs	\$100,000.00	32124	224001	565051	000000	00001531	00000	0000000
Rev	City Council Parks Acquisition, Dev & Maint	Loblolly Council Dist 03 - LLCC03	Intrafund Equity Transfer In	\$10,288.00	11516	191040	381920	001598	00000000	11527	0000000
Rev	ETR Bonds, Series 2004 - Autumn Bonds	District 3 Cop Funds	Investment Pool Earnings	\$246,646.49	31127	191009	361101	000000	00001460	00000	0000000
Rev	ETR Bonds, Series 2004 - Autumn Bonds	District 3 Cop Funds	Long Term Debt Issued	\$370,492.04	31127	191009	384010	000000	00001460	00000	0000000
Rev	Better Jax Projects - Pay as You Go	District 3 Cop Funds	Contributions from Local Component Units	\$6,920.00	35103	224001	338010	000000	00001460	00000	0000000
Exp	City Council Parks Acquisition, Dev & Maint	Parks QOL – Patton Park	Other Construction Costs	\$10,288.00	11516	167101	565050	007125	00000000	00000	0000000
Exp	ETR Bonds, Series 2004 - Autumn Bonds	Parks QOL – Patton Park	DM Other Construction Costs	\$370,492.04	31127	167101	565051	007125	00000000	00000	0000000
Exp	ETR Bonds, Series 2004 - Autumn Bonds	Parks QOL – Patton Park	Other Construction Costs	\$246,646.49	31127	167101	565050	007125	00000000	00000	0000000
Exp	Better Jax Projects - Pay as You Go	Parks QOL – Patton Park	Other Construction Costs	\$6,920.00	35103	167101	565050	007125	00000000	00000	0000000

4. Demonstrate by financial and property commitments to provide more than 40% of the costs incurred or related to planning, design, permitting, construction, or renovation of the facility. Verify by:

Adopted budget item

Total construction budget	\$797,029.73
City of Jacksonville contribution	\$500,000.00
Balance needed to complete renovations	\$297,029.73

ACON Construction Company					
DB Contract 71629-22					
Canning Center Budget					
DATE: 7/23/24					
ITEM #	DESCRIPTION	UNITS	QUANTITY	UNIT COST	TOTAL COST
	Project Management	Hrs	70	\$110.00	\$7,700.00
	Supervision	Hrs	480	\$75.00	\$36,000.00
	Administration	Hrs	30	\$75.00	\$2,250.00
	Architect Services per VRL Proposal	LS	1	\$27,450.00	\$27,450.00
	Bond & General Conditions	LS	1	\$25,500.00	\$25,500.00
	Millwork	LS	1	\$71,737.00	\$71,737.00
	Mechanical	LS	1	\$143,086.00	\$143,086.00
	Storefront	LS	1	\$13,500.00	\$13,500.00
	Electrical	LS	1	\$129,100.00	\$129,100.00
	Plumbing	LS	1	\$58,800.00	\$58,800.00
	Exterior Work	LS	1	\$35,000.00	\$35,000.00
	All Other Work	LS	1	\$161,300.00	\$161,300.00
	ACON Limited Contingency	LS	1	\$30,000.00	\$30,000.00
	Subtotal				\$741,423.00
	DB Fee 7.5% (per contract)	LS	1	\$55,606.73	\$55,606.73
			TOTAL		\$797,029.73

Section 2

1. The requested funds will be used to:

- Renovate the DCEO - Canning Center to modernize the facilities and equipment to today's codes and standards of food preparation and preservation.
- DCEO - Canning Center will support Jacksonville's small emerging businesses (JSEBs) through cottage food entrepreneurial classes.

2. Amount Requested: \$297,029.73

5. Historic record of the applicant in promoting agriculture and educating the public about agriculture, including, without limitation, awards, premium, scholarships, auctions, and other such activities. Archival documentation includes advertisements and brochures.

The vision of the UF/IFAS DCEO – Canning Center is to be the premier source for lifelong learning to foster healthy people, a healthy environment, and a healthy economy.

The mission of the UF/IFAS DCEO - Canning Center is to provide our community with practical, research-based education and meaningful solutions to meet life's everyday needs.

- The renovated DCEO - Canning Center will continue to provide programs that promote agriculture, educate the public, and support opportunities to youth and adults that will give them opportunities for scholarships and awards at various fairs, county and state events. The DCEO - Canning Center gives the public a place to preserve and prepare produce. Classes at the Center also provide certification for food industry workers in food safety and handling, as well as business incubation in the cottage food industry.
- The DCEO-Canning Center offered 1551 programs in FY23. A total of 26,479 citizens participated in learning events and programs that year. These numbers are expected to increase with the renovations of the Canning Center.

Canning Center

Rental Information



WHAT IS THE COST

- \$7.50 per hour (per person) including processing time.
- \$.65 cents per quart can
- \$.47 cents per pint or smaller jars
- \$.30 cents per quart jars.

WHAT CAN I MAKE?

Items such as jams, jellies, chutneys, relish, salsas, many tomato products, fruits, vegetables, canned meats and soups.

Recipes must be from a reliable source



For further information and to schedule an appointment call:

(904) 255-7450






UPCOMING FOOD PRESERVATION WORKSHOPS

<i>Activity</i>	<i>Date</i>
Bloody Mary Mix & Bloody Mary Pickled Asparagus	January 13, 2024
Double Berry Jalapeno Jam & Pomegranate Jelly	February 5, 2024
Roasted Beet Relish & Pickled Beets	March 9, 2024
Caramelized Pineapple-Habanero Salsa & Marinated Feta	April 8, 2024
Peach - Rosemary Jam & Rosemary - Pear Preserves	May 4, 2024
Maple Pickled Jalapenos & Garlicky Sweet and Sour Mixed Veggies	June 10, 2024

To Register, visit [FRMParks.EVENTBRITE.COM](https://www.frmpparks.com)



904-255-7450

s.schuster@ufl.edu

2525 Commonwealth Ave,
Jacksonville, FL 32254

An Equal Opportunity Institution. UF/IFAS Extension, University of Florida, Institute of Food and Agricultural Sciences, Andra Johnson, Dean. Single copies of UF/IFAS Extension publications (excluding 4-H and youth publications) are available free to Florida residents from county UF/IFAS Extension offices.

Cottage Foods in Florida

A cottage food operation can prepare approved foods from their home and earn up to \$250,000 in gross sales. The approved food products can be sold to the public via farmers' markets, pop-up events, special events, flea markets, roadside stands, and the cottage food operator's (CFO) home. Duval County requires a Certificate of Use (COU). Use the lists below to determine if your food product is allowed.

What Types of Cottage Foods Can I Produce?

- Loaf breads, rolls and biscuits
- Cakes, pastries and cookies
- Candies and confections
- Honey
- Jams, jellies and preserves made from high acid-fruits ONLY
- Fruit pies and dried fruits
- Dry herbs, seasonings and mixtures
- Homemade pasta
- Cereals, trail mixes and granola
- Coated or uncoated nuts
- Vinegar and flavored vinegars
- Popcorn and popcorn balls
- Nut butters (including almond, peanut, cashew, etc.)

What Foods Are Prohibited?

- Salsa, barbecue sauces, ketchups and/or mustards
- Canned fruits and vegetables, chutneys, vegetable butters and jellies, flavored oils, hummus, garlic dip and salsas
- Fish or shellfish products
- Canned pickled products such as corn relish, pickles, sauerkraut
- Raw seed sprouts
- Bakery goods which require any type of refrigeration such as cream, custard or meringue pies and cakes or pastries with cream cheese icings or fillings
- Eggs, milk and dairy products including hard, soft and cottage cheeses and yogurt
- Cut fresh fruits and/or vegetables Juices made from fresh fruits or vegetables
- Ice and/or ice products
- Fresh or dried meat, or meat products including jerky
- Focaccia-style breads with vegetables and/or cheeses
- Homemade icings and frostings made from dairy based cream cheese and/or butter
- Any products containing hemp, hemp extract or CBD derived from the plant *Cannabis sativa* L.
- Syrups (including elderberry syrup)



To learn more about the cottage food requirements, use the link below to watch the video, scan the QR code or email: nparkseufl.edu
<https://tinyurl.com/FLFOODBusiness>

UF IFAS Extension
UNIVERSITY of FLORIDA





Become A Master Food Preservation Volunteer

Help give back to your community!

Areas of programming:

- Food Preservation
- Food Entrepreneurship
- Meal Planning

Training starts: March 6, 2024



More Information :



904-255-7450
nparks@ufl.edu



Jacksonville Canning Center


FOOD PRESERVATION WORKSHOPS

Caramelized Pineapple
Habanero Salsa
&
Marinated Feta

When: April 8, 2024

Time: 9:00 a.m.

Location: 2525 Commonwealth Ave.,
Jacksonville, FL 32254



An Equal Opportunity Institution. UF/IFAS Extension, University of Florida, Institute of Food and Agricultural Sciences, Andra Johnson, Dean. Single copies of UF/IFAS Extension publications (excluding 4-H and youth publications) are available free to Florida residents from county UF/IFAS Extension offices.

UF | IFAS Extension
UNIVERSITY OF FLORIDA



6. Highest paid attendance attracted by the agriculture education and promotion facility to be funded and projected economic impact on the local community.

The attendance at DCEO - Canning Center and other agricultural learning events is estimated to exceed 25,000, with projections adding a 30% increase in attendance due to renovations.

Type of Event	Attendance	Number of Events
Canning Center - UF/IFAS (group learning events)	532	45
Canning Center - COJ Rentals	280	49

The renovations of the DCEO - Canning Center are expected to have a positive impact on Jacksonville, particularly in a district with limited community resources, including food markets. The Center gives the community a place to receive education and hands-on instruction to prepare and preserve their produce.

Examples of community organizations who rent the facility for canning:

- Church Ortega Methodist Church
- Farm Bureau Clay County
- Green legacy farms
- The Jammers Club
- Milk and Honey Farms
- COJ Senior Services
- Jacksonville University
- University of North Florida
- Humana/Health Smart Holistic

Examples of educational workshops or participants:

- Cook Smart Eat Smart
- 4H Food Challenge facilitator and youth interested in healthy eating and learning kitchen skills –Life Skills
- Food is Medicine initiative
- Basic Culinary Skills and Food Preparation Workshops
- College students (specifically connected to Edward Waters University)
- Residents who need to prepare meals based on chronic disease prevention and management
- Senior Community
- Stay at home and home school families

Section 3

Detailed description of the project, tentative project schedule, conceptual drawings if available, photos of the existing facilities, and project's business plan.

Business Plan

DCEO - Jacksonville Canning Center

Executive Summary

Many community benefits will be achieved with renovations at the DCEO - Canning Center. The facility will feature a safe environment that meets modern codes and regulations, safe instruction including the Certified Safe Food Handler programs (ServSafe/SafeStaff) needed by food industry workers, strengthen family traditions of canning, and increase revenue for the City of Jacksonville through key rental spaces, including four kitchenettes, canning classroom, and cottage food and crafting entrepreneurs' classroom.

Project Description

DCEO - Canning Center

The DCEO - Canning Center opened in the early 1930s on Superior Street in a tin and wooden building, with a mission to feed inmates at a nearby prison. It, then, served farmers' wives, whose families were particularly hit hard by the depression. It evolved into a tax-funded cannery during WWII and served residents, schools, and non-profits to assist in the nation's Victory Garden effort. The Canning Center moved to a new facility in 1978, bringing much of the original equipment of the earlier site. Although the Center experienced budget cuts, eliminating paid staff and funding in 2005, the facility was so important to the community that master gardener volunteers ran the Center to be sure the community continued to be served. In 2021, the University of Florida hired a full-time educational specialist to resume full-time service to programming at the Canning Center, with continuing support of volunteers. The volunteers gave all they could to keep a nice center, but the facility has had marginal care and improvements since the early 2000s while still using mid-1900s equipment.

Read more:

1. Public-Access Canning Kitchen Teaches the Art of Preservation - Florida Farm & Family (floridafarmfamily.com)
2. <https://www.jacksonvillebeachmoms.com/canning-classes-in-jacksonville/>

Many goals will be achieved with improving the Canning Center facility. Though the improvements to the facility will not increase square footage, it will increase capacity for

rental and educational events, providing greater versatility for use of the space. The facility will be more appealing and functional, increasing the likelihood of increased usage and revenue. Citizens will have modern food preparation and preservation equipment and facility along with expanded educational programming. Rentals will be available to civic organizations, volunteers, and individuals. Tours of state-of-the-art food prep and preservation operations will be available for school youth, seniors, and other organizations. County youth will have culinary camps in the summer and/or on breaks. Classes will be available for special diet cooking such as chronic disease. Home garden produce preservation and seasonal cooking classes will be available. Garden plot renters at our Urban Gardens, as well as those throughout the City, will have a contemporary facility for canning their produce.

Projected Schedule:

DCEO -Canning Center

Closing the Canning Center and renovations commence, phase 1 – December 2024

Renovation completion, phase 1 – April 2025

Products & Services

Canning Center Rentals

- 4 Kitchenettes – rate: \$7.50/hr. each
- 2 Educational Classrooms (Canning classroom/Entrepreneurial – Innovative Makers Classroom) – rate: \$7.50/hr.

Canning Center Services

- Rate: \$7.50 per person (for 10 people)

Usage Assumptions

- Each kitchenette is used for 4 hours a day and 12 days a month.
- Each educational classroom holds 1 class per day and operates 12 days a month.

Potential Revenue

Kitchenettes

Revenue from 1 Kitchenette

- Hourly Revenue: \$7.50
- Daily Revenue (4 hours of use): $\$7.50 * 4 = \30.00
- Monthly Revenue (12 days of use): $\$30.00 * 12 = \360.00

Total Revenue from 4 Kitchenettes

- Monthly Revenue per Kitchenette: \$360.00
- Total Monthly Revenue for 4 Kitchenettes: $\$360.00 * 4 = \$1,440.00$

Classrooms

Revenue from 1 Educational Classroom

- Revenue per Class (10 people): $\$7.50 * 10 = \75.00
- Monthly Revenue (12 classes per month): $\$75.00 * 12 = \900.00

Total Revenue from 2 Educational Classrooms

1. Monthly Revenue per Classroom: \$900.00
2. Total Monthly Revenue for 2 Classrooms: $\$900.00 * 2 = \$1,800.00$

Summary of Monthly Revenue

1. 4 Kitchenettes: \$1,440.00
2. 2 Educational Classrooms: \$1,800.00

Total Monthly Revenue: $\$1,440.00 + \$1,800.00 = \$3,240.00$


Although this revenue may appear insignificant, the value lies in the impact on the citizens participating in the workshops and renting the facility for their produce or product. The entrepreneurial workshops teach participants the skills needed to get proper licensing to start a business; food handlers certification (ServSafe and SafeStaff) gives participants the training needed to keep their jobs and be promoted. Learning nutrition as participants prep and preserve their produce impacts the health status of these individuals and their families, which also has positive economic implications. A significant trend in our community and nation is farm to table, leading to great interest in homegrown or local farm produce and preserving that themselves.

[illegible]

Photos of Existing Facilities



1. **Canning Center exterior** - Retain the existing entrance while constructing a new entrance and lobby facing the parking lot. The new layout will minimize disruptions during classes and improve overall accessibility for visitors.




2. **Entrance and lobby** - this will become the Cottage Food and Craft Entrepreneurs' Classroom. Both side walls will be flanked with tables and chairs with power access.




3. **Entrance, fans** - These fans will be replaced with code-approved equipment.



4. **Floor** – The existing flooring will be resurfaced to meet food-grade standards, ensuring a clean and updated environment.



5. **Steam kettles and pipes** - Electric kettles eliminate safety risks associated with boilers and steam, ensuring a safer environment for kitchen staff and volunteers.




6. **Hood and retorts** – The hood will be replaced and set in a different location. This back corner will house four kitchenettes, extending beyond this photo. Upgraded ventilation will effectively manage heat and steam, enhancing air circulation and quality in the cooking area. Kitchenettes will optimize workflow and allow for simultaneous meal preparation, improving operational efficiency. Due to age and operational inefficiencies, the retort and associated steam pipes will be removed.




7. **Steam tunnel for cans** – due to an extreme cost increase in cans after the COVID crisis, the tunnel and tin can process will be removed.



8. **Gas ranges, convection oven, blower, food prep station, floor** – The ranges will be replaced with electric. The convection oven and food pre station will remain but may be placed in a different location. The blower will be removed.



9. Pulley for retorts – this will be removed.



10. Pulley brings retort to cooling bath – this will be removed.



11. **Walk-in refrigerator and freezer** – screwdriver holding door shut will be replaced with new handle.



12. Storage room – the door will become properly secured.

Proposed Letters of Support

Dean for Extension and Director, Florida Cooperative Extension Services, Dr. Andra Johnson

Manager of Urban Agriculture, Agro-Ecology and Land Use Policy, City of Jacksonville, Angela TenBroeck

Public Policy Lead, Blue Zones Jacksonville, Marlo Zarka

Master Food Preservation Volunteer and Overall Extension Advisory Committee member, Ruth O'Leary

UNF Meals on Wings, Meghan Niemczyk

Chair of Duval County Farm Bureau, Greg Tison

Chair of Jacksonville-Duval Agricultural Council, Jennifer Leggett

Chair of Duval County 4-H Foundation, Dr. Howard Acree