

City of Jacksonville

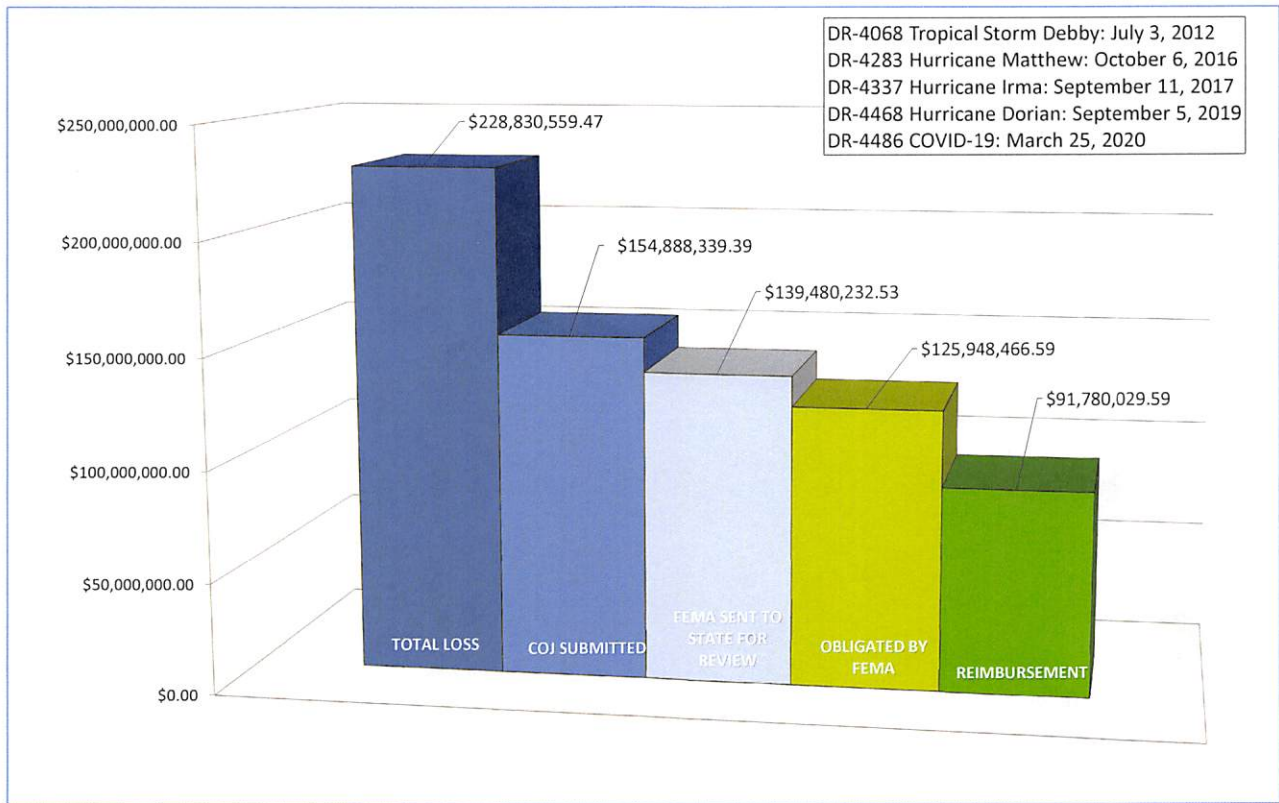
Emergency Preparedness Division - Disaster Recovery

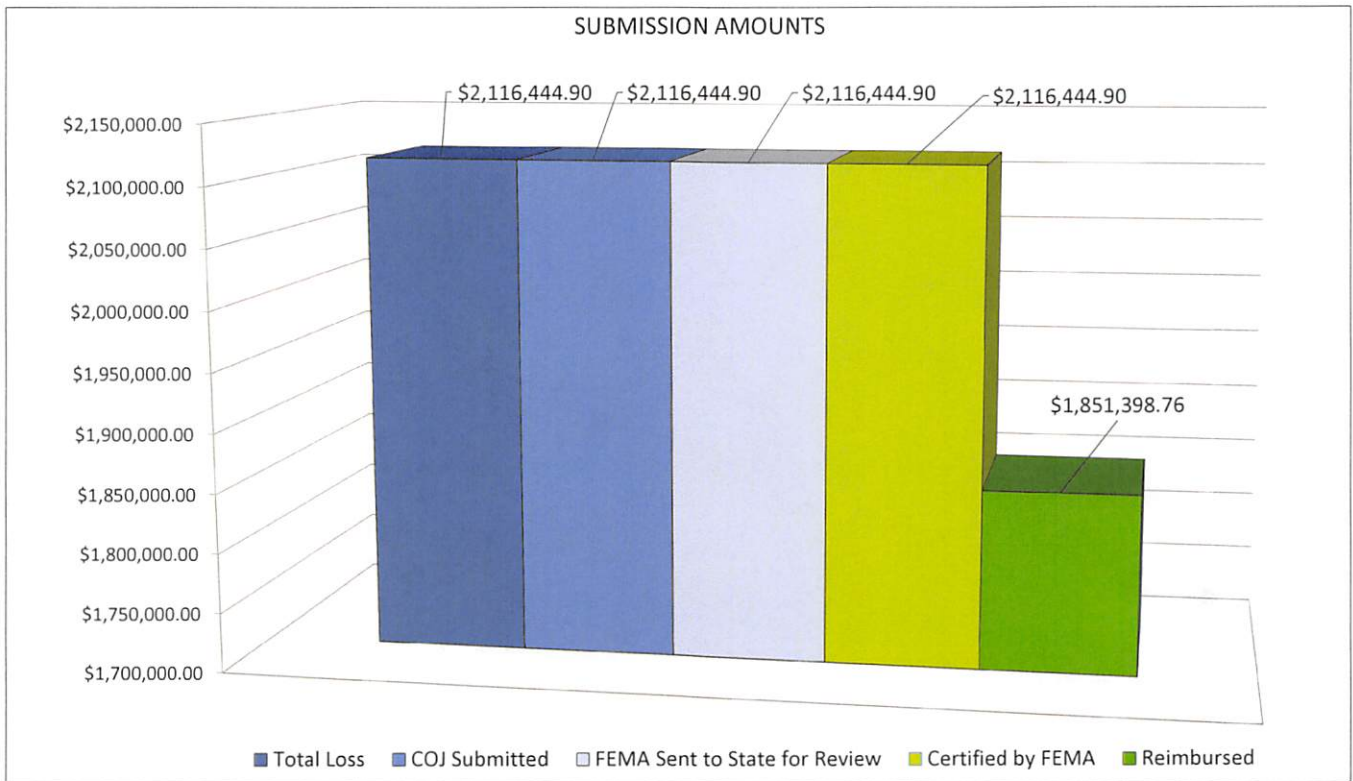
Average FEMA Obligation and State Payment Time in Years

- The disaster recovery process is very complex and FEMA requirements change from disaster to disaster
- Often, there are unforeseen costs that develop during the recovery process because of new FEMA requirements, code enforcement matters, or environmental requirements
- The below lists provide the average time for FEMA to obligate funds to the State and the time for State payments to the City of Jacksonville from the beginning of each disaster listed, calculated in years.
- It is important to note that the State increased documentation validation from 20% to 100% for Hurricane Matthew, Hurricane Irma, Hurricane Dorian, and COVID-19
- The average time for the projects to get obligated by FEMA: **1.07 Years** (Across all projects)
- The average time for State validation and payment to COJ: **2.24 Years** (Across all projects)
- COVID-19 submissions to FEMA began after 12/31/2021
- COVID-19 obligations from FEMA are likely to be delayed as a result of the disaster being a national event

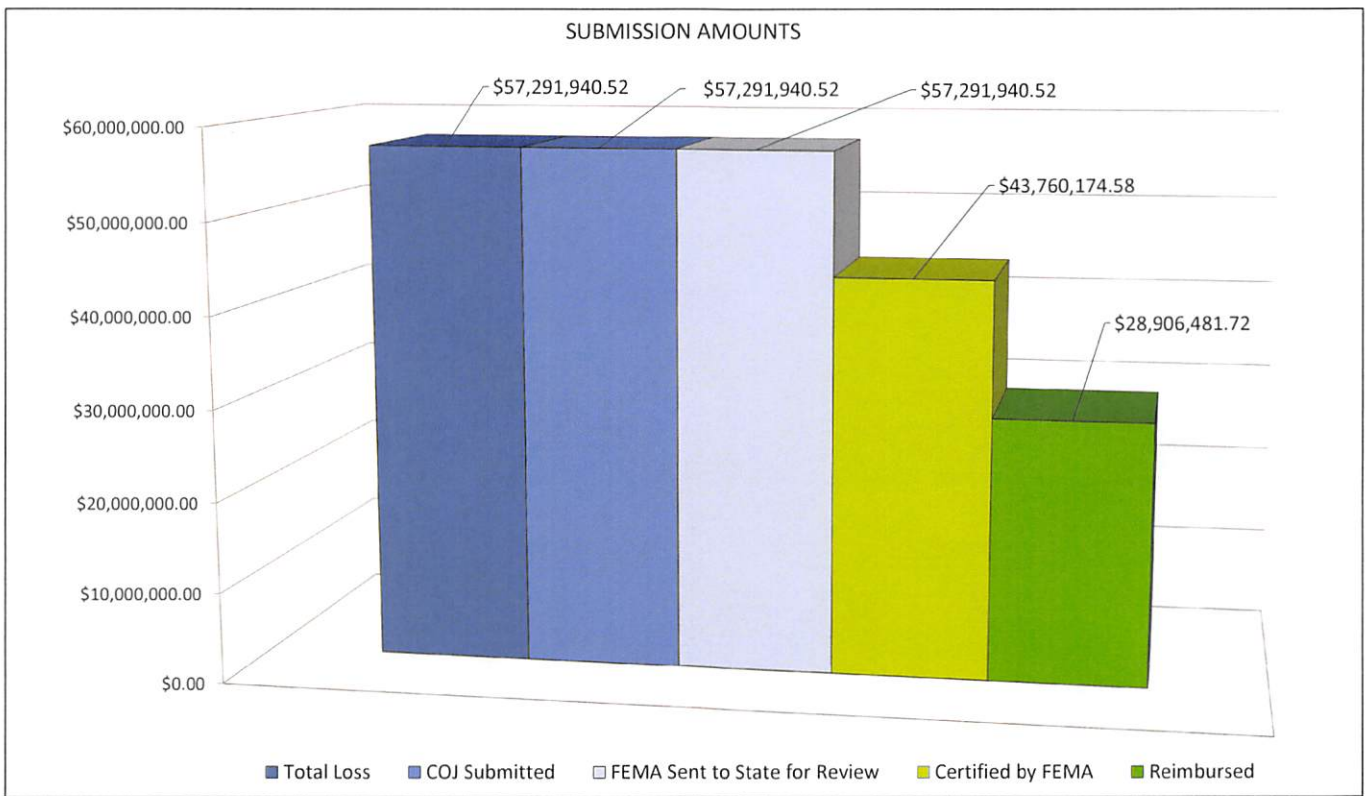
<p align="center">Hurricane Jeanne (DR-1561)</p> <p>September 26, 2004 – April 10, 2019 Damages: \$9,275,455.09 Projects: 43 Average FEMA Obligation: 0.69 Years Average State Payment to COJ: 0.82 Years (20% Documentation Validation) Amount Reimbursed to COJ: \$9,400,418.50</p>	<p align="center">Tropical Storm Fay (DR-1785)</p> <p>August 24, 2008 – September 25, 2020 Damages: \$11,755,230.56 Projects: 40 Average FEMA Obligation: 0.53 Years Average State Payment to COJ: 2.34 Years (20% Documentation Validation) Amount Reimbursed to COJ: \$10,639,010.43</p>
<p align="center">Tropical Storm Debby (DR-4068)</p> <p>July 3, 2012 – Final Payable to COJ 2/14/2022 Damages: \$2,116,444.90 Projects: 54 Average FEMA Obligation: 0.41 Years Average State Payment to COJ: 4.01 Years (20% Documentation Validation) Amount Reimbursed to COJ: \$1,851,398.76</p>	<p align="center">Hurricane Matthew (DR-4283)</p> <p>October 6, 2016 – Ongoing Damages: \$57,291,940.52 Projects: 36 Average FEMA Obligation: 1.48 Years Average State Payment to COJ: 2.09 Years (100% Documentation Validation) Amount Reimbursed to COJ: \$28,906,481.72</p>
<p align="center">Hurricane Irma (DR-4337)</p> <p>September 11, 2017 – Ongoing Damages: \$72,944,070.43 Projects: 57 Average FEMA Obligation: 1.91 Years Average State Payment to COJ: 2.38 Years (100% Documentation Validation) Amount Reimbursed to COJ: \$55,093,733.27</p>	<p align="center">Hurricane Dorian (DR-4468)</p> <p>September 5, 2019 – Ongoing Damages: \$7,127,767.68 Projects: 7 Average FEMA Obligation: 1.4 Years Average State Payment to COJ: 1.82 Years (100% Documentation Validation) Amount Reimbursed to COJ: \$5,928,415.84</p>
<p align="center">COVID-19 (DR-4486)</p> <p>March 25, 2020 – Ongoing Damages: \$89,350,326.94 Projects: 12 Average FEMA Obligation: TBD (No projects are obligated) Average State Payment to COJ: TBD (100% Documentation Validation will be required) Amount Reimbursed to COJ: \$0.00</p>	

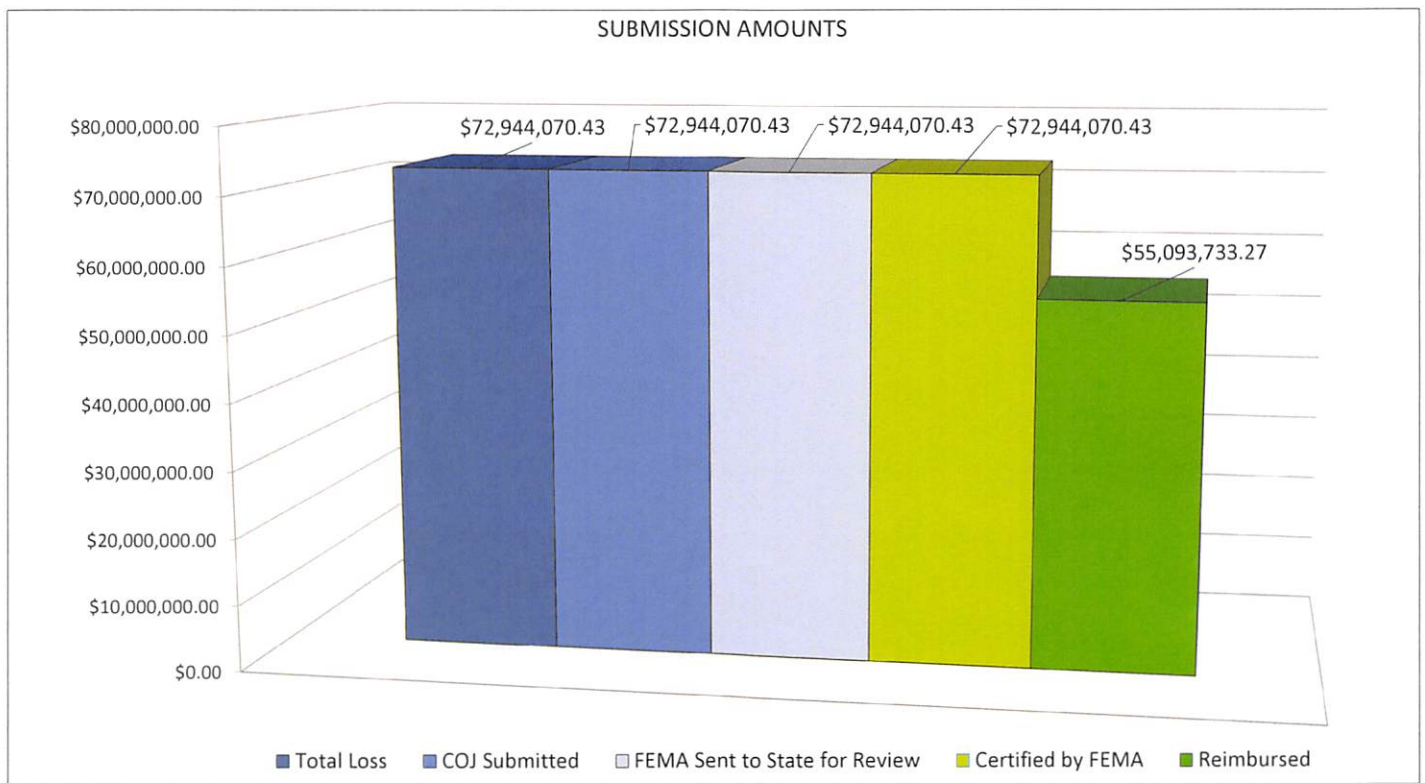
CITY OF JACKSONVILLE
HURRICANE RECOVERY REPORT

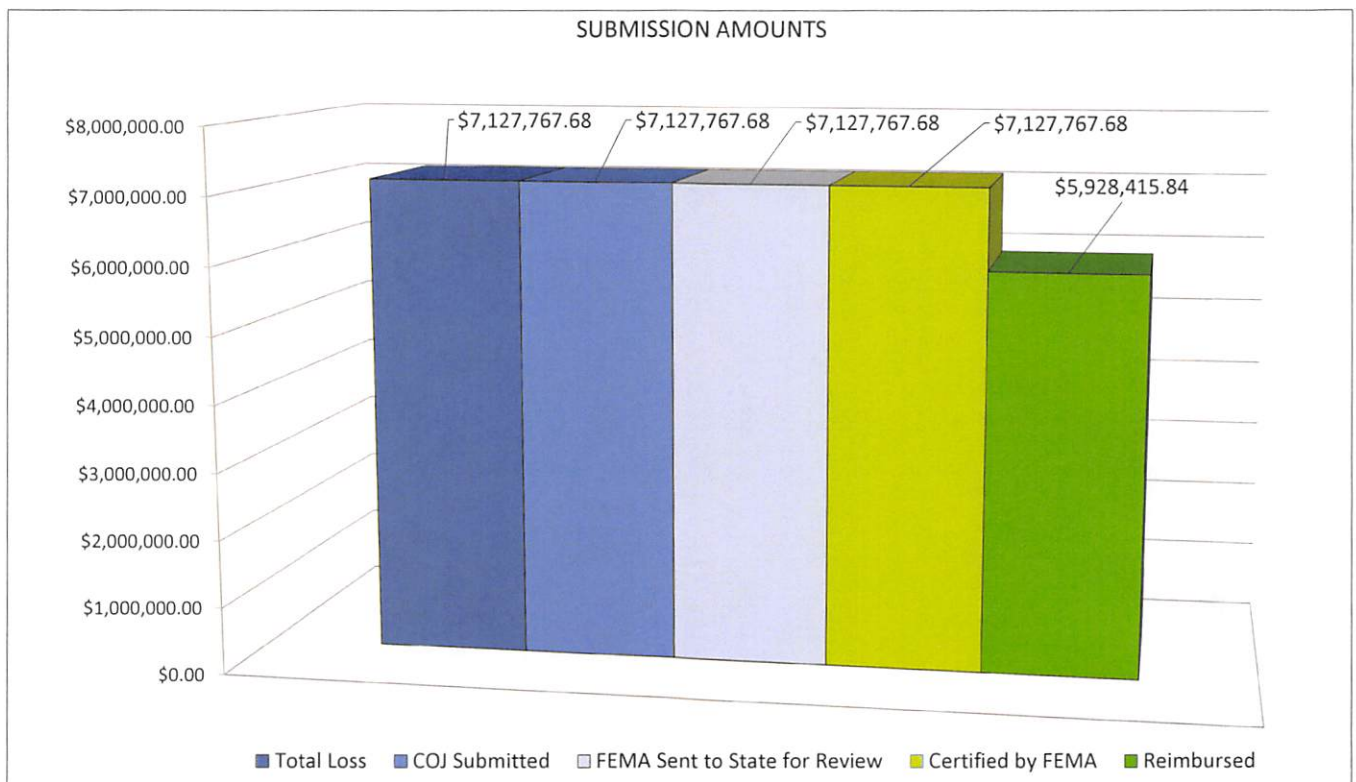


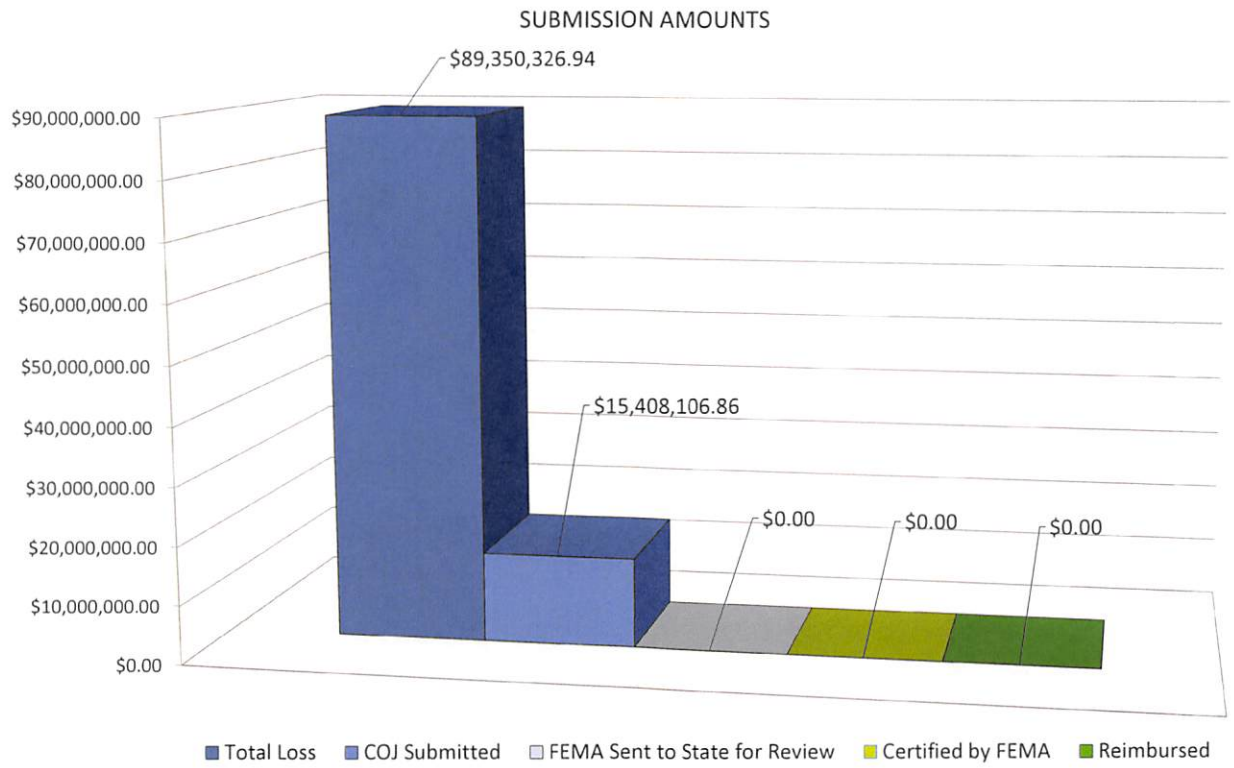


*Tropical Storm Debby still remains open as the State has not completed the closeout process









DOWNTOWN INVESTMENT AUTHORITY
COMMITMENT TRACKING REPORT
12-Aug-22

PROJECT (AS PREVIOUSLY APPROVED)	DIA RES	CITY ORD	ROI	FUNDED (Y OR N)	SOURCE OF FUNDING	GENERAL FUND IMPACT (Y OR N)	FISCAL YEAR												
							22-23	23-24	24-25	25-26	26-27	27-28	28-29	29-30	30-31	31-32	32-33		
APPROVED PROJECTS (Fully Approved, RDA/EDA Executed)																			
Jones Bros. Bldg. (HPTF) ⁸	2018-03-01	2018-630	0.54	N	HPTF	Y	\$ -	\$ -	\$ 1,500,000	\$ -	\$ -	\$ -	\$ -	\$ -	\$ -	\$ -	\$ -	\$ -	\$ -
Iguana/Kids Kampus/Shipyards (Completion Grant)	2021-07-01	2021-673	1.00	N	General Fund	Y	\$ -	\$ -	\$ -	\$ 25,834,887	\$ -	\$ -	\$ -	\$ -	\$ -	\$ -	\$ -	\$ -	\$ -
Iguana/Kids Kampus/Shipyards (Municipal Improvements)	2021-07-01	2021-673	1.00	N	General Fund	Y	\$ -	\$ -	\$ -	\$ 13,373,100	\$ -	\$ -	\$ -	\$ -	\$ -	\$ -	\$ -	\$ -	\$ -
Related Group (Completion Grants)	2020-11-01	2021-0253	1.04	N	General Fund	Y	\$ 500,000	\$ -	\$ 500,000	\$ -	\$ -	\$ -	\$ -	\$ -	\$ -	\$ -	\$ -	\$ -	\$ -
Related Group (Municipal Improvements- Marina)	2020-11-01	2021-0253	1.04	N	General Fund	Y	\$ 1,143,807	\$ -	\$ -	\$ -	\$ -	\$ -	\$ -	\$ -	\$ -	\$ -	\$ -	\$ -	\$ -
FIS (Closing Fund Grant)	2019-08-01	2019-0596	1.20	N	General Fund	Y	\$ 3,500,000	\$ -	\$ -	\$ -	\$ -	\$ -	\$ -	\$ -	\$ -	\$ -	\$ -	\$ -	\$ -
Regions Bank (DPRP)	2021-04-05	2021-210	0.5	N	General Fund	Y	\$ 450,000	\$ 150,000	\$ 150,000	\$ 150,000	\$ -	\$ -	\$ -	\$ -	\$ -	\$ -	\$ -	\$ -	\$ -
Church and Hogan (DPRP)	2021-01-04	2021-332	0.51	N	General Fund	Y	\$ 8,624,321	\$ -	\$ -	\$ -	\$ -	\$ -	\$ -	\$ -	\$ -	\$ -	\$ -	\$ -	\$ -
Laura Street Trio (DPRP)	2021-04-05	2021-0453	0.87	N	General Fund	Y	\$ -	\$ -	\$ 24,674,300	\$ -	\$ -	\$ -	\$ -	\$ -	\$ -	\$ -	\$ -	\$ -	\$ -
One Riverside - Restaurant Completion Forgivable Loan	2021-08-01	2021-796	1.18	N	General Fund	Y	\$ -	\$ -	\$ 750,000	\$ -	\$ -	\$ -	\$ -	\$ -	\$ -	\$ -	\$ -	\$ -	\$ -
One Riverside - Supplemental Purchase Price	2021-08-01	2021-796	1.18	N	General Fund	Y	\$ 1,607,320	\$ -	\$ -	\$ -	\$ -	\$ -	\$ -	\$ -	\$ -	\$ -	\$ -	\$ -	\$ -
Union Terminal (DPRP)	2022-03-06	2022-0319	0.81	N	General Fund	Y	\$ -	\$ -	\$ 8,285,793	\$ -	\$ -	\$ -	\$ -	\$ -	\$ -	\$ -	\$ -	\$ -	\$ -
Home2Suites (DEEG)	2021-12-01	2022-0316	1.34	N	General Fund	Y	\$ -	\$ 238,522	\$ 238,522	\$ 238,522	\$ 238,522	\$ 238,522	\$ 238,522	\$ 238,522	\$ 238,522	\$ 238,522	\$ 238,522	\$ 238,522	\$ 238,522
323 E Bay Street (DPRP)	2022-01-01	2022-0452	0.59	N	General Fund	Y	\$ -	\$ 1,536,350	\$ -	\$ -	\$ -	\$ -	\$ -	\$ -	\$ -	\$ -	\$ -	\$ -	\$ -
SUBTOTAL (Future General Fund appropriation required)						Y	\$ 15,825,448	\$ 1,924,872	\$ 36,098,615	\$ 39,596,509	\$ 238,522	\$ 238,522	\$ 238,522	\$ 238,522	\$ 238,522	\$ 238,522	\$ 238,522	\$ 238,522	\$ 238,522

Subject Legislation

Furchgott's (DPRP)	2022-03-05	2022-0572	0.5	N	General Fund	Y	\$ -	\$ 7,150,690	\$ -	\$ -	\$ -	\$ -	\$ -	\$ -	\$ -	\$ -	\$ -	\$ -	\$ -
1001 King's Avenue (DPRP)	2022-04-11	2022-0580	0.85	N	General Fund	Y	\$ 1,231,760	\$ -	\$ -	\$ -	\$ -	\$ -	\$ -	\$ -	\$ -	\$ -	\$ -	\$ -	\$ -
TOTAL FUTURE FUNDING THROUGH THE GENERAL FUND BY THIS LEGISLATION						Y	\$ 1,231,760	\$ 7,150,690	\$ -	\$ -	\$ -	\$ -	\$ -	\$ -	\$ -	\$ -	\$ -	\$ -	\$ -
TOTAL FUTURE FUNDING THROUGH THE GENERAL FUND (Fully Approved plus Proposed by Subject Legislation)						Y	\$ 17,057,208	\$ 9,075,562	\$ 36,098,615	\$ 39,596,509	\$ 238,522	\$ 238,522	\$ 238,522	\$ 238,522	\$ 238,522	\$ 238,522	\$ 238,522	\$ 238,522	\$ 238,522

⁸ Jones Bros unfunded grant to be renegotiated as part of new RDA

