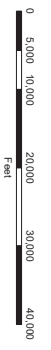
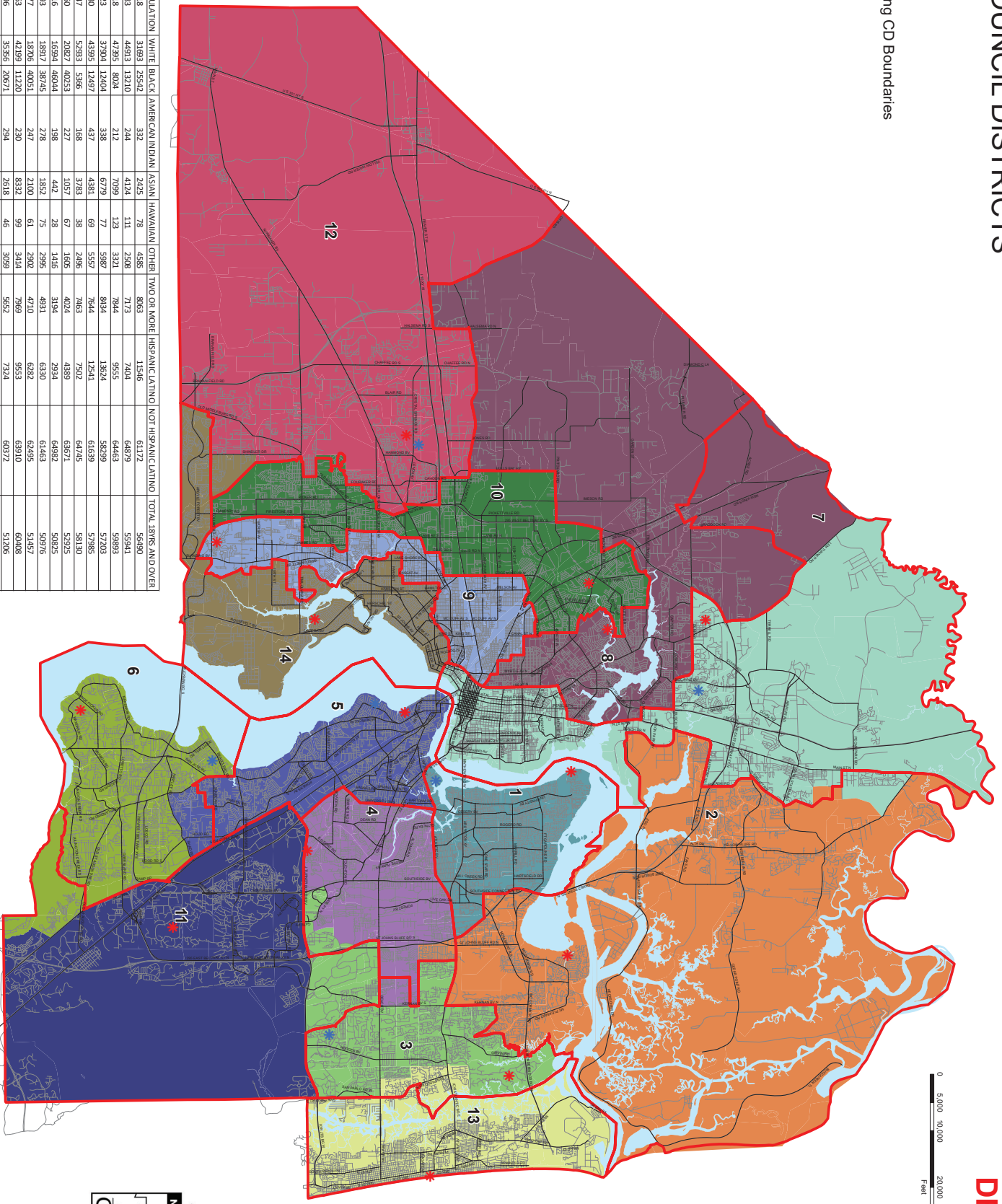


CITY COUNCIL DISTRICTS

- * CD
- * SB
- Existing CD Boundaries



COUNCIL DISTRICT	TOTAL POPULATION	WHITE	BLACK	AMERICAN INDIAN	ASIAN	HAWAIIAN	OTHER	TWO OR MORE	HISPANIC/LATINO	NOT HISPANIC/LATINO	TOTAL BRNS AND OVER
1	72718	31693	25542	332	2425	78	4585	8063	11546	61172	56490
2	72283	44913	13210	244	4124	111	2508	7173	7404	64879	55941
3	74018	47395	8024	212	7099	123	3321	7844	9555	64463	59893
4	71923	37904	12404	338	6779	77	5987	8434	13624	58299	57703
5	74180	43951	12497	437	4381	69	5557	7644	12541	61639	57985
6	72247	52933	5366	168	3783	38	2486	7463	7502	64245	58130
7	68060	20827	40253	227	1057	67	1665	4024	4389	68671	52925
8	67916	16594	46044	198	442	28	1416	3194	4394	64982	50825
9	67793	18917	38745	278	1852	75	2995	4931	6330	61463	50976
10	68777	18706	40051	247	2100	61	2902	4710	6282	62485	51457
11	72963	42199	11220	230	8332	99	3414	7869	9553	65910	60408
12	67696	35561	20621	294	2618	46	3059	5652	7234	60372	51296
13	72448	58961	6091	261	1939	129	1300	6138	6011	68377	61825
14	70185	44803	13319	246	2536	78	2525	6241	7994	62451	56339
TOTAL	995957	512782	292387	3712	49467	1079	44710	89480	112689	882278	781603



DRAFT

Revised Exhibit 3
 Rev Final Maps
 March 15, 2022 - Rules
 Page 1 of 2

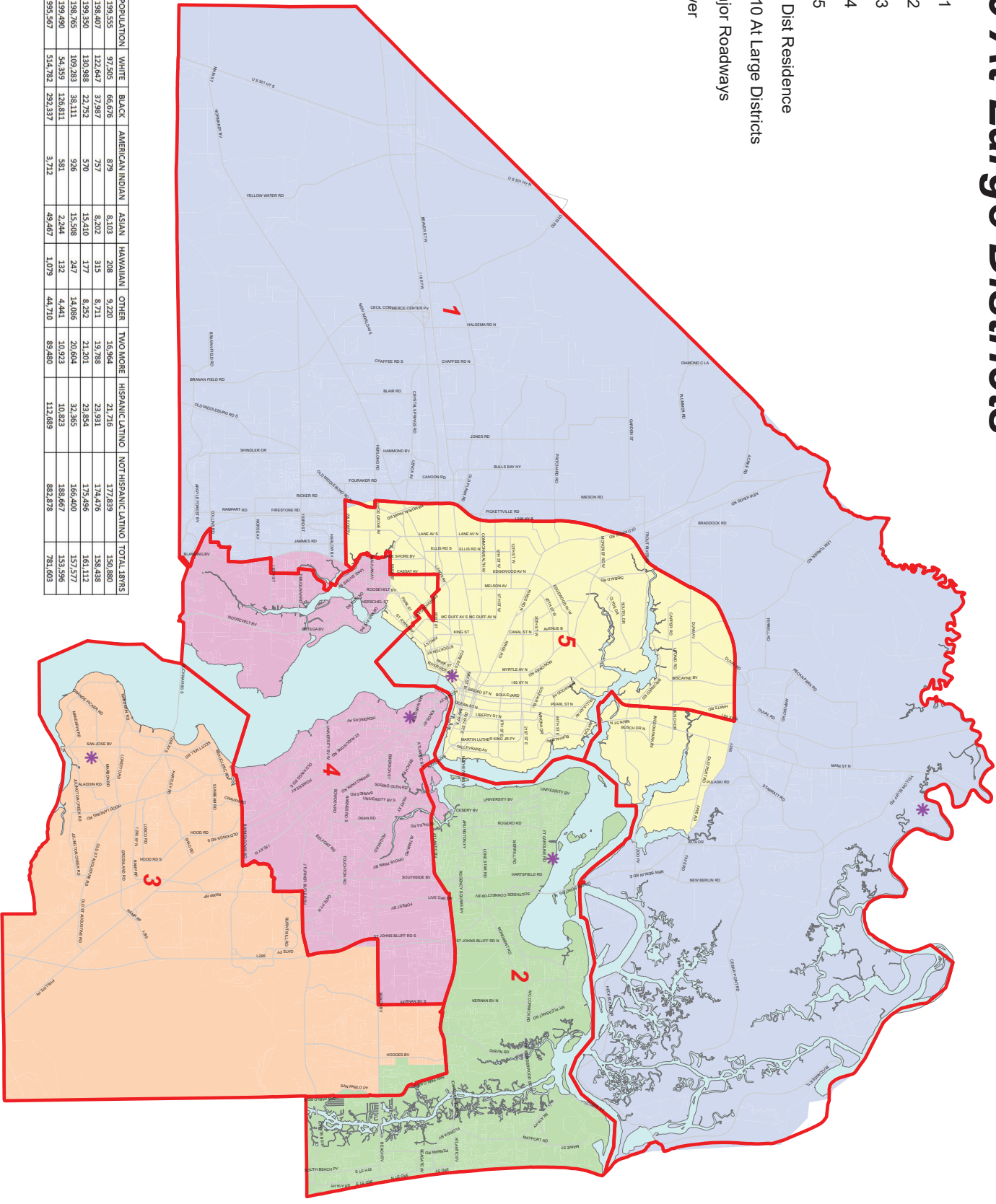


Developed by Howard Seltzer hsel@cityofhouston.com
 2020 Districts based on 2020 US Census data
 Content intended for illustrative purposes only

2020 At-Large Districts

DRAFT

- AL1
- AL2
- AL3
- AL4
- AL5
- * AL Dist Residence
- 2010 At Large Districts
- Major Roadways
- River



DIST	TOT POPULATION	WHITE	BLACK	AMERICAN INDIAN	ASIAN	HAWAIIAN	OTHER	TWO MORE	HISPANIC/LATINO	NOT HISPANIC/LATINO	TOTAL BRNS
AL1	199,555	97,505	66,676	879	8,103	208	9,220	16,964	21,716	177,839	130,880
AL2	198,407	123,647	37,887	757	8,202	315	8,711	19,788	23,931	174,476	138,438
AL3	199,350	130,088	22,782	570	15,410	177	8,352	21,201	23,884	175,496	161,113
AL4	199,705	109,283	39,111	998	15,398	247	4,688	20,604	32,985	166,720	157,277
AL5	199,490	54,359	126,911	581	2,244	152	4,441	10,923	18,683	188,607	153,295
TOTAL	995,507	514,782	292,337	3,712	49,467	1,079	44,710	69,480	112,689	882,818	781,680

Developed by James M. Reed AICP - /reed@co.jnet
 Content intended for illustrative purposes only.
 December 7, 2021

