

SALEM AMENDMENT

Council Member Salem offers the following amendment to File No. 2023-386:

- (1) On page 1, line 9, after "CONSULTANT;" insert "PROVIDING FOR CARRYOVER OF FUNDS TO FISCAL YEAR 2023-2024; PROVIDING FOR REVERTER OF FUNDS;";
- (2) On page 1, line 29½, insert a new Section 2 and Section 3 to read as follows:

Section 2. Carryover. The funds appropriated by this Ordinance shall not lapse but shall carryover to fiscal year 2023-2024.

Section 3. Reverter. Any funds not utilized for the purposes set forth in this Ordinance shall be returned to the account of origin by September 30, 2024.";
- (3) Renumber remaining Sections accordingly;
- (4) On page 1, line 1, amend the introductory sentence to add that the bill was amended as reflected herein.

Form Approved:

Office of General Counsel

Legislation Prepared By: Mary E. Staffopoulos

GC-#1572943-v1-2023-386_Salem_Amd.docx

Council Auditor's Office
Bill 2023-345 - Ambassador Hotel Extension
Summary of Outstanding Liens and Property Taxes on Parcels Owned by Developer and Developer's Related Entities

				As of 6/15/23				
Parcel	Address	Project	Property Owner	Delinquent Property Taxes	Unpaid Lien Amount	Crossparty Name	Date Filed	Document Type
073806-0000	420 Julia St	Ambassador Hotel	AXIS HOTELS LLC	\$ 35,635.21		West Coast Winsupply Inc	5/1/2023	Lis Pendens*
					\$ 509,782.40	Oldcastle BuildingEnvelope Inc	6/15/2023	Lien
					\$ 89,676.90	Blanchard Waterproofing Holdings LLC	6/5/2023	Lien
					\$ 63,574.09	Caribbean Fire & Associates Inc	4/18/2023	Lien
					\$ 140,000.00	Platinum Air Systems Inc	4/11/2023	Lien
					\$ 19,211.39	The Ware Group	4/5/2023	Lien
					\$ 822,244.78	Subtotal		
073772 0000	233 W Duval St	Independent Life	PEP10 LLC	\$ 64,936.85		Foundation Building Materials	5/11/2023	Lis Pendens
					\$ 278,961.06	David Gray Plumbing	5/2/2023	Lien
					\$ 685.77	City of Jacksonville	4/6/2023	Nuisance Lien
					\$ 265,541.66	Foundation Building Materials	3/30/2023	Lien
					\$ 22,361.19	Sunbelt Rentals	3/21/2023	Lien
					\$ 567,549.68	Subtotal		
073802-0000	404 Julia St	404 Julia Street	AXIS 404 JULIA LLC	\$ 32,733.76		NONE		
073802-1000	0 Pearl St N		AXIS ANNEX LLC	\$ 9,775.37		NONE		
073803-0000	0 Church St		AXIS ANNEX LLC	\$ 7,386.21		NONE		
073805-0000	320 Church St W		AXIS HOTELS LLC	\$ 3,375.57		NONE		
				\$ 53,270.91	Subtotal			
Total				\$153,842.97	\$ 1,389,794.46			

*West Coast Winsupply Inc. filed a construction lien on 3/1/23. A lis pendens seeking foreclosure was later filed on 5/1/23. The construction lien was released on 5/15/23 but as 6/15/23, the lis pendens has not been released yet.

Bill 2023-335
State Housing Initiative Partnership (SHIP)

City of Jacksonville Neighborhoods Department Housing and Community Development Division Schedule of Proposed Funding State Housing Initiatives Partnership (SHIP) FY24 Program				
RECIPIENT	PROJECT TITLE	TOTAL REQUESTED	TOTAL FUNDED BY THIS LEGISLATION	% OF FUNDING
STATE HOUSING INITIATIVES PARTNERSHIP (SHIP) PROGRAM				
ADMINISTRATION				
Housing and Community Development Division	Administration	N/A	\$ 1,183,625.00	
TOTAL ADMINISTRATION		\$ -	\$ 1,183,625.00	9.73%
SHIP PROGRAM ACTIVITIES				
Housing and Community Development Division	Downpayment Assistance	N/A	\$ 1,800,000.00	
Housing and Community Development Division	Heirs Property Resolution	N/A	\$ 400,000.00	
Housing and Community Development Division	Emergency Repair Program	N/A	\$ 1,800,000.00	
Housing and Community Development Division	Foreclosure Intervention	N/A	\$ 750,000.00	
Housing and Community Development Division	Owner-Occupied Rehabilitation	N/A	\$ 3,486,576.42	
Housing and Community Development Division	Rental Housing Development	N/A	\$ 2,750,000.00	
TOTAL SHIP PROGRAM ACTIVITIES		\$ -	\$ 10,986,576.42	90.27%
TOTAL FUNDS AVAILABLE FY 2023/2024		\$ -	\$ 12,170,201.42	100.00%

Bill 2023-336 (As Revised)
Community Development Block Grant (CDBG)

City of Jacksonville Neighborhoods Department Housing and Community Development Division Schedule of Proposed Funding Community Development Block Grant (CDBG) 2023-2024 Program					
RECIPIENT	PROJECT TITLE	TOTAL REQUESTED	SCORE %	TOTAL FUNDED BY THIS LEGISLATION	% OF FUNDING
COMMUNITY DEVELOPMENT BLOCK GRANT PROGRAMS					
ADMINISTRATION					
Housing and Community Development Division	Administration	N/A	N/A	\$ 1,452,527.00	
TOTAL ADMINISTRATION		\$ -		\$ 1,452,527.00	20.00%
HOUSING SERVICES					
Housing and Community Development Division	Housing Development	N/A	N/A	\$ -	
TOTAL HOUSING SERVICES		\$ -		\$ -	0.00%
PUBLIC SERVICE GRANTS					
City of Jacksonville - Jacksonville Human Rights Commission*	Fair Housing Awareness	\$ 30,000.00	N/A	\$ 30,000.00	
City of Jacksonville Beach	Carver Center Recreation Program	\$ 140,900.31	N/A	\$ 140,900.31	
City of Jacksonville - Parks, Recreation and Community Services	Independent Living Program	\$ 128,404.00	N/A	\$ 128,404.00	
City of Jacksonville - Parks, Recreation and Community Services	Special Programs for Older Adults (SPOA)	\$ 90,000.00	N/A	\$ 90,000.00	
City of Neptune Beach	Neptune Beach Senior Activity Center	\$ 48,000.00	N/A	\$ 48,000.00	
Jacksonville Housing Authority - Family Self-Sufficiency Program	JHA Family Self-Sufficiency Program	\$ 35,000.00	N/A	\$ 35,000.00	
Jacksonville Housing Authority - Brentwood Neighborhood Network Center	JHA Brentwood Neighborhood Network Center	\$ 35,000.00	N/A	\$ 35,000.00	
Ability Housing	RISE	\$ 53,635.00	90.33	\$ 53,455.69	
Downtown Vision Alliance	Next Step Ambassador Program	\$ 145,246.00	89.67	\$ 79,885.00	
Family Promise of Jacksonville	Back to Home	\$ 72,528.00	89.33	\$ 39,890.00	
Downtown Vision Alliance	Downtown Ambassador Program	\$ 194,246.00	88.33	\$ 106,835.00	
Boys and Girls Club of Northeast Florida	Camp Deep Pond	\$ 65,000.00	86.33	\$ 35,750.00	
Jacksonville Area Sexual Minority Network (JASMYN)	Connex for Homeless Youth	\$ 55,070.00	86.33	\$ 30,289.00	
The Arc Jacksonville	PATH	\$ 78,598.00	86.33	\$ 43,229.00	
Lutheran Social Services	Nourishment Network - Serving Our Seniors	\$ 39,600.00	85.00	\$ 21,780.00	
Girl Scouts of Gateway Council	Community Development Troops	\$ 62,413.00	84.33	\$ 34,327.00	
Five STAR Veterans Center	Weaver Mental Wellness Program	\$ 50,000.00	83.67	\$ 27,500.00	
Catholic Charities Bureau	CDBG Rent and Utility Assistance	\$ 150,000.00	82.67	\$ 82,500.00	
Episcopal Children's Services	Digital Curriculum and Library	\$ 53,000.00	81.33	\$ 29,150.00	
Family Support Services of North Florida	Kinship Care Program	\$ 50,000.00	78.33	\$ 27,500.00	
TOTAL PUBLIC SERVICE GRANTS		\$ 1,546,640.31		\$ 1,119,395.00	15.41%
PUBLIC FACILITIES IMPROVEMENTS					
City of Jacksonville	See Attached Public Infrastructure Project Detail Schedule	N/A	N/A	\$ 2,763,074.12	
City of Atlantic Beach	Levy Road - Mayport Road to Main Street	\$ 91,200.00	N/A	\$ 91,200.00	
Episcopal Children's Services	Outdoor Play and Learning Project	\$ 137,000.00	84.33	\$ 137,000.00	
Boys and Girls Club of Northeast Florida	Outdoor Bicycle Pump Track	\$ 316,150.00	83.33	\$ 316,150.00	
Lutheran Social Services	Building Improvements	\$ 45,500.00	83.00	\$ 45,500.00	
Mental Health Resource Center	Electrical Generator Replacement	\$ 137,792.00	81.67	\$ 137,792.00	
I.M. Sulzbacher	Sulzbacher Enterprise Village	\$ 1,200,000.00	78.33	\$ 1,200,000.00	
TOTAL PUBLIC FACILITIES IMPROVEMENTS		\$ 1,927,642.00		\$ 4,690,716.12	64.59%
TOTAL FUNDS AVAILABLE FY 2023/2024		\$ 3,474,282.31		\$ 7,262,638.12	100.00%

**Bill 2023-336 (As Revised) - Continued
Community Development Block Grant (CDBG)**

City of Jacksonville Neighborhoods Department Housing and Community Development Division Schedule of Proposed Funding - Detail of City of Jacksonville Infrastructure Projects Community Development Block Grant Program FY 2023-2024				
RECIPIENT	PROJECT TITLE	COUNCIL DISTRICT	TOTAL FUNDED BY THIS LEGISLATION	% OF FUNDING
COMMUNITY DEVELOPMENT BLOCK GRANT PROGRAMS				
<i>CITY OF JACKSONVILLE INFRASTRUCTURE PROJECTS (INCLUDED IN CIP)</i>				
City of Jacksonville - Public Works Department	Right of Way and Stormwater Maintenance		\$ 683,074.12	
City of Jacksonville - Main Library	Public and Staff Restroom Renovations		\$ 840,000.00	
City of Jacksonville - Parks and Recreation and Community Services Department	Sunny Acres		\$ 500,000.00	
City of Jacksonville - Regency Square Branch	Carpet Replacement and Reference Desk Removal		\$ 230,000.00	
City of Jacksonville - Regency Square Branch	Public and Staff Restroom Renovations		\$ 180,000.00	
City of Jacksonville - Bradham Brooks Branch Library	Public and Staff Restroom Renovations		\$ 180,000.00	
City of Jacksonville - Main Library	Security Control System Replacement		\$ 150,000.00	
<i>SUBTOTAL CITY OF JACKSONVILLE INFRASTRUCTURE PROJECTS (INCLUDED IN CIP)</i>			\$ 2,763,074.12	100.00%
<i>CITY OF JACKSONVILLE INFRASTRUCTURE PROJECTS (NOT INCLUDED IN CIP)</i>				
			\$ -	
<i>SUBTOTAL CITY OF JACKSONVILLE INFRASTRUCTURE PROJECTS (NOT INCLUDED IN CIP)</i>			\$ -	0.00%
<i>TOTAL CITY OF JACKSONVILLE INFRASTRUCTURE PROJECTS</i>			\$ 2,763,074.12	100.00%

Bill 2023-337
Home Investment Program (HOME)

City of Jacksonville Neighborhoods Department Housing and Community Development Division Schedule of Proposed Funding HOME Investment Partnership Program (HOME) FY 24 Program				
RECIPIENT	PROJECT TITLE	TOTAL REQUESTED	TOTAL PROJECT FUNDING	% OF FUNDING
HOME INVESTMENT PARTNERSHIP PROGRAM				
ADMINISTRATION				
Housing and Community Development Division	Administration	N/A	\$ 369,532.00	
TOTAL ADMINISTRATION		\$ -	\$ 369,532.00	8.37%
HOME INVESTMENT PARTNERSHIP PROGRAM ACTIVITIES				
CHDO Development Set-Aside	CHDO Development Subsidies	N/A	\$ 554,300.00	
CHDO Operating Set-Aside	CHDO Operating Subsidies	N/A	\$ 200,000.00	
Housing and Community Development Division	Downpayment Assistance Program	N/A	\$ 1,135,000.00	
Housing and Community Development Division	Owner Occupied Rehab	N/A	\$ 154,179.84	
Other Qualified Entities	Revolving Loan Program	N/A	\$ 2,000,000.00	
TOTAL HOME INVESTMENT PARTNERSHIP PROGRAM ACTIVITIES		\$ -	\$ 4,043,479.84	91.63%
TOTAL FUNDS AVAILABLE FY 2023/2024		\$ -	\$ 4,413,011.84	100.00%

Bill 2023-338
Housing Opportunities for Persons with AIDS (HOPWA)

City of Jacksonville Neighborhoods Department Housing and Community Development Division Schedule of Proposed Funding Housing Opportunities for Persons with AIDS (HOPWA) 2023/2024 Program					
RECIPIENT	PROJECT TITLE	TOTAL REQUESTED	SCORE %	TOTAL FUNDED BY THIS LEGISLATION	% OF FUNDING
HOUSING OPPORTUNITIES FOR PERSONS WITH AIDS PROGRAM					
ADMINISTRATION					
Housing and Community Development Division	Administration	N/A	N/A	\$ 90,865.00	
TOTAL ADMINISTRATION		\$ -		\$ 90,865.00	3.00%
HOPWA PROGRAM ACTIVITIES					
Northeast Florida AIDS Network - HOPWA Permanent Housing	Supportive Services	\$ 300,000.00	92.33	\$ 265,988.00	
JASMYN - HOPWA Housing Program	STRMU, Case Management	\$ 164,613.50	90.67	\$ 123,460.00	
Northeast Florida AIDS Network - HOPWA Short Term Rent	STRMU	\$ 762,719.00	89.67	\$ 572,039.00	
Catholic Charities - HOPWA Housing Assistance	STRMU	\$ 1,300,000.00	87.33	\$ 975,000.00	
Gateway Community Services - Linking People to Housing	Case Management, Supportive Services	\$ 47,910.00	83.33	\$ 35,933.00	
Lutheran Social Services - HOPWA Housing Program	STRMU	\$ 1,000,000.00	82.33	\$ 750,000.00	
River Region Human Services - Andy's Place HOPWA Supportive Housin	Supportive Services	\$ 287,436.00	77.00	\$ 215,577.00	
TOTAL HOPWA PROGRAM ACTIVITIES		\$ 3,862,678.50		\$ 2,937,997.00	97.00%
TOTAL FUNDS AVAILABLE FY 2023/2024		\$ 3,862,678.50		\$ 3,028,862.00	100.00%

**Bill 2023-339
Emergency Solutions Grant (ESG)**

City of Jacksonville					
Neighborhoods Department					
Housing and Community Development Division					
Schedule of Proposed Funding					
Emergency Solutions Grant (ESG) 2023-2024 Program					
RECIPIENT	PROJECT TITLE	TOTAL REQUESTED	SCORE %	TOTAL FUNDED BY THIS LEGISLATION	% OF FUNDING
EMERGENCY SOLUTIONS GRANT PROGRAM					
ADMINISTRATION					
Housing and Community Development Division	Administration	N/A	N/A	\$ 42,949.00	
				\$ -	
				\$ -	
TOTAL ADMINISTRATION		\$ -		\$ 42,949.00	7.50%
EMERGENCY SOLUTIONS GRANT ACTIVITIES					
Ability Housing - Housing Link	Prevention	\$ 113,000.00	86.00	\$ 62,922.00	
JASMYN - Opening Doors	Street Outreach	\$ 100,348.00	84.67	\$ 52,683.00	
Catholic Charities - Emergency Solutions Grant	Prevention, Rapid Rehousing	\$ 350,000.00	77.33	\$ 183,750.00	
I.M. Sulzbacher - Sulzbacher Housing Program	Rapid Rehousing	\$ 100,000.00	76.33	\$ 52,500.00	
Family Promise of Jacksonville - Back to Home	Prevention	\$ 72,528.00	75.67	\$ 38,077.00	
I.M. Sulzbacher - Shelter Services	Emergency Shelter	\$ 171,004.00	75.67	\$ 89,777.00	
Changing Homelessness	Data Collection	\$ 50,000.00	n/a	\$ 50,000.00	
TOTAL EMERGENCY SOLUTIONS GRANT ACTIVITIES		\$ 956,880.00		\$ 529,709.00	92.50%
TOTAL FUNDS AVAILABLE FY 2023/2024		\$ 956,880.00		\$ 572,658.00	100.00%

Riverside Ave between Stockton Ave and Osceola Street: vehicles are flooded out and multiple JSO Teams are called on-site to re-direct traffic and assist.





SPECIAL COMMITTEE ON PARKS
AND QUALITY OF LIFE

FEBRUARY 8, 2023




Playgrounds & Walkways



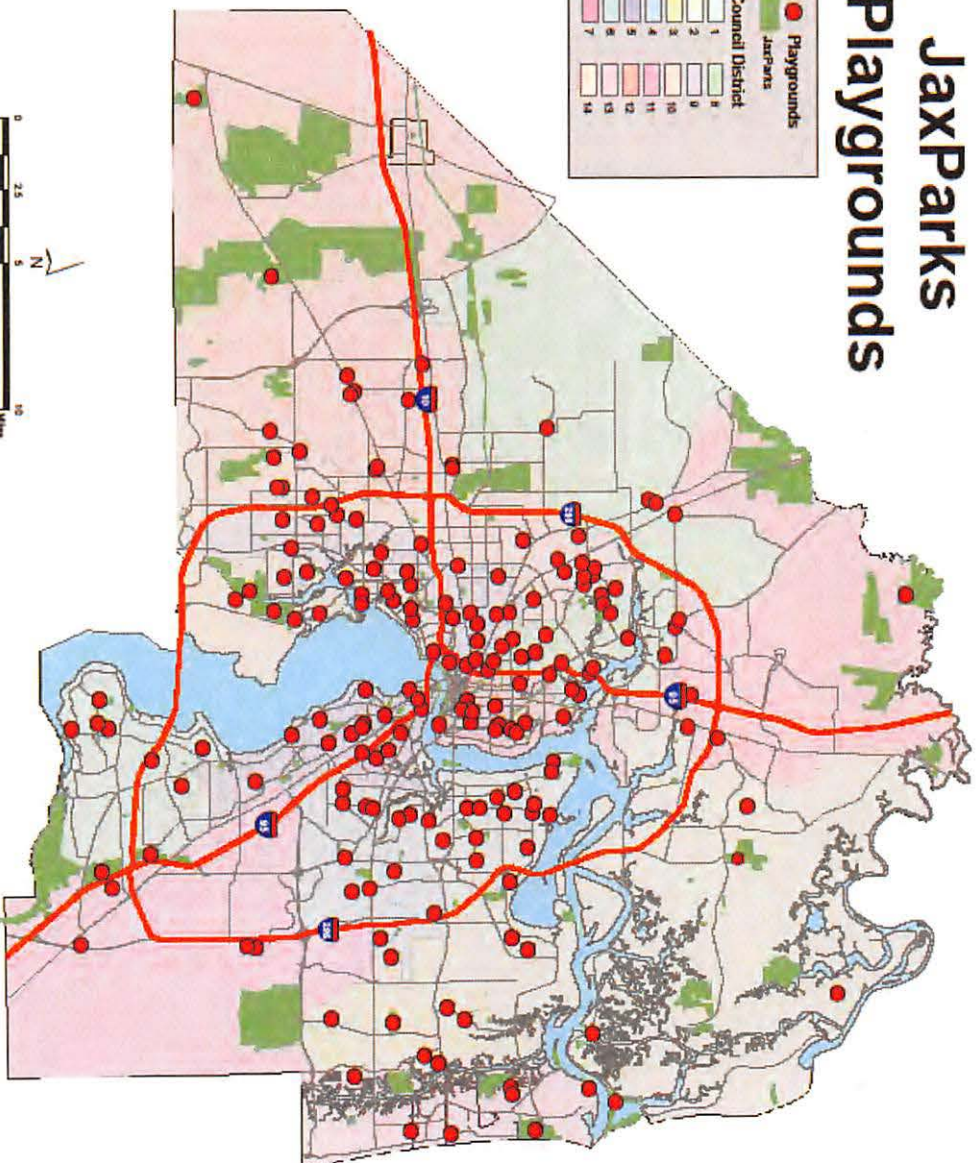
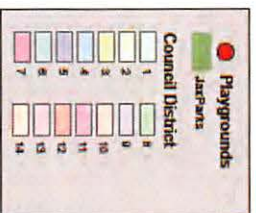
Playgrounds

195 playgrounds


38 playgrounds in poor condition



JaxParks Playgrounds



Asphalt Trails



Before



After



Concrete Walkways



Before



After

Boardwalks



Before

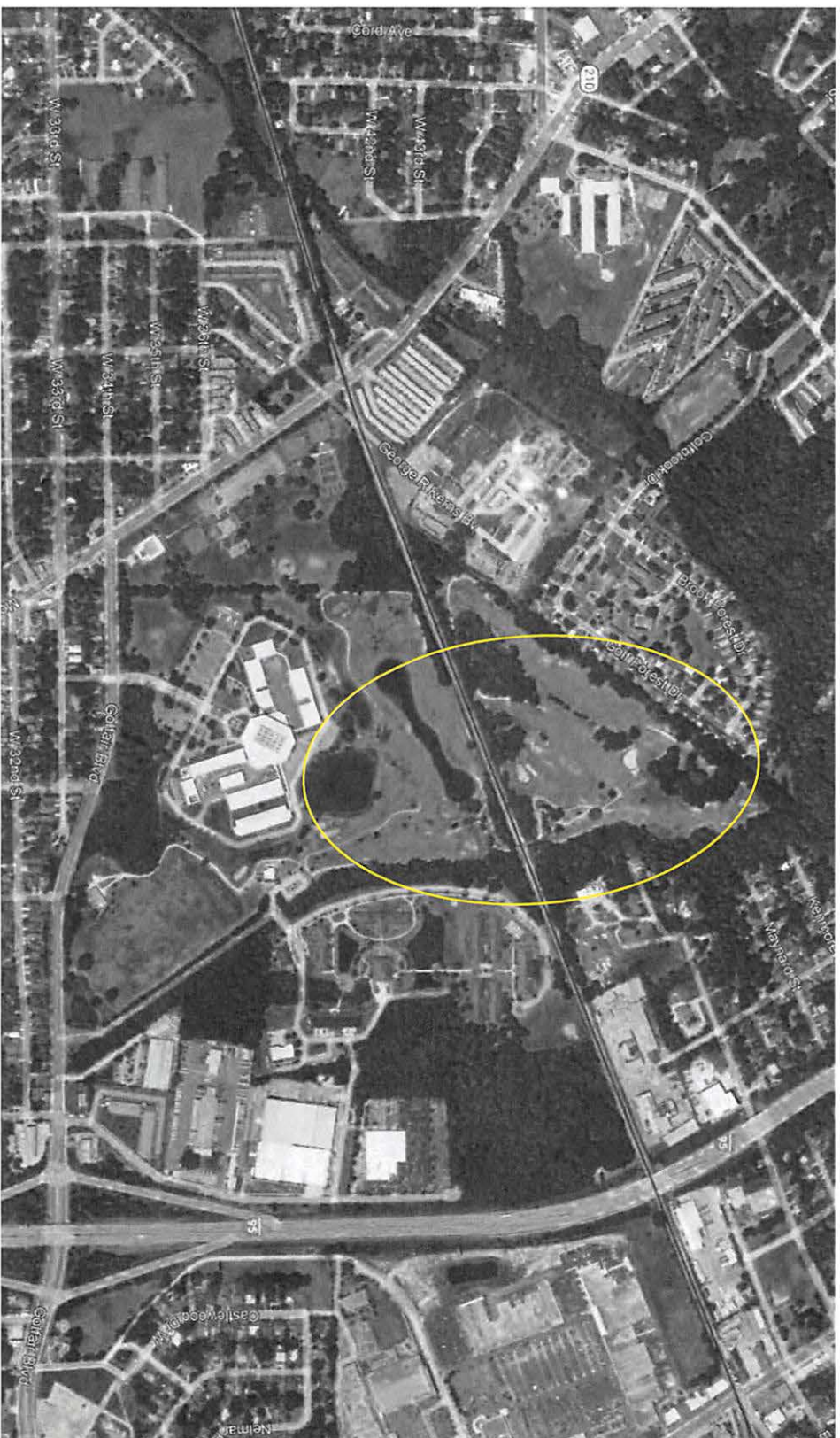


After





New Park Projects



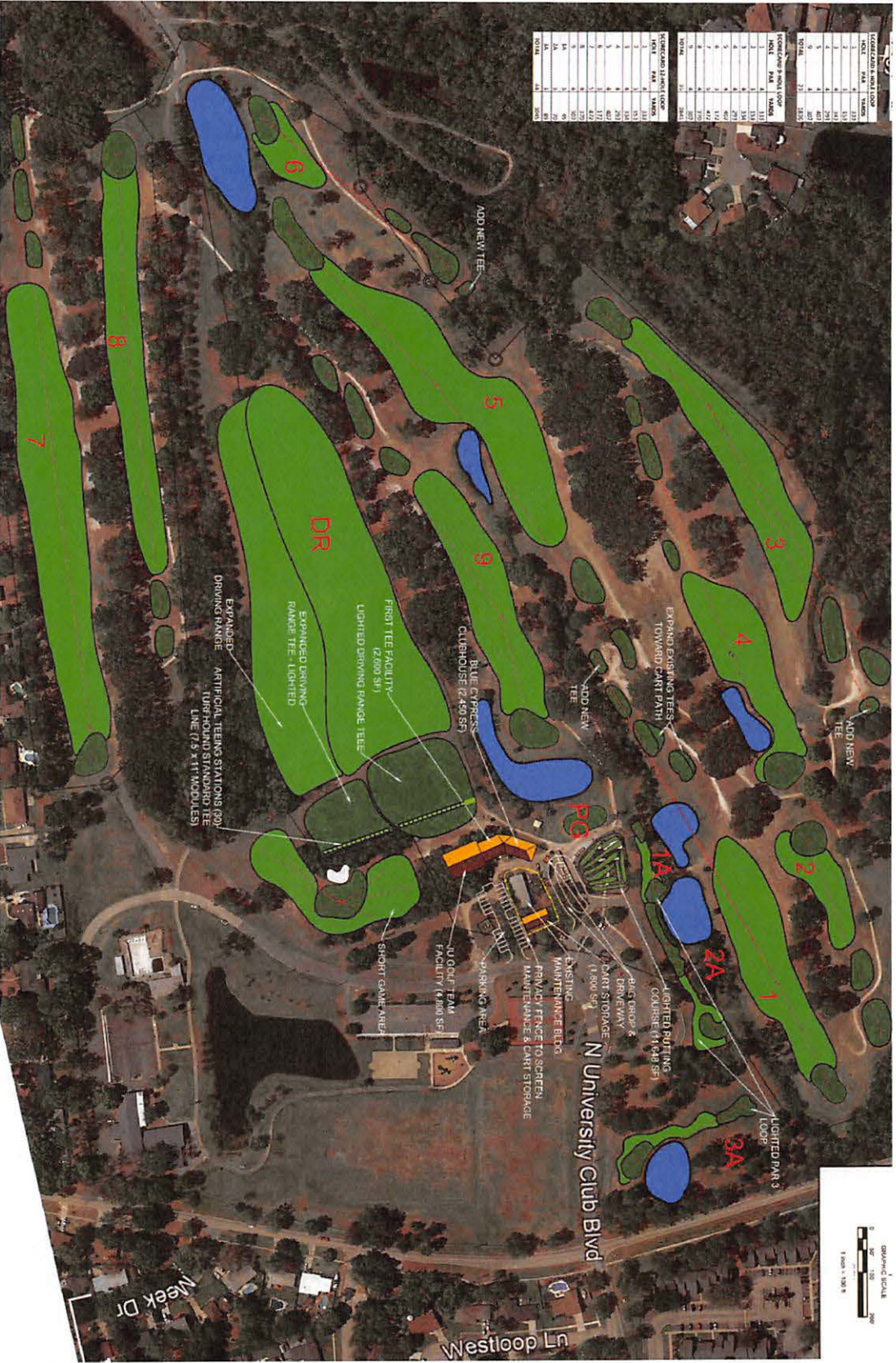


Brentwood Golf Course: Improvements






Blue Cypress Park: Additional Golf Holes and Building



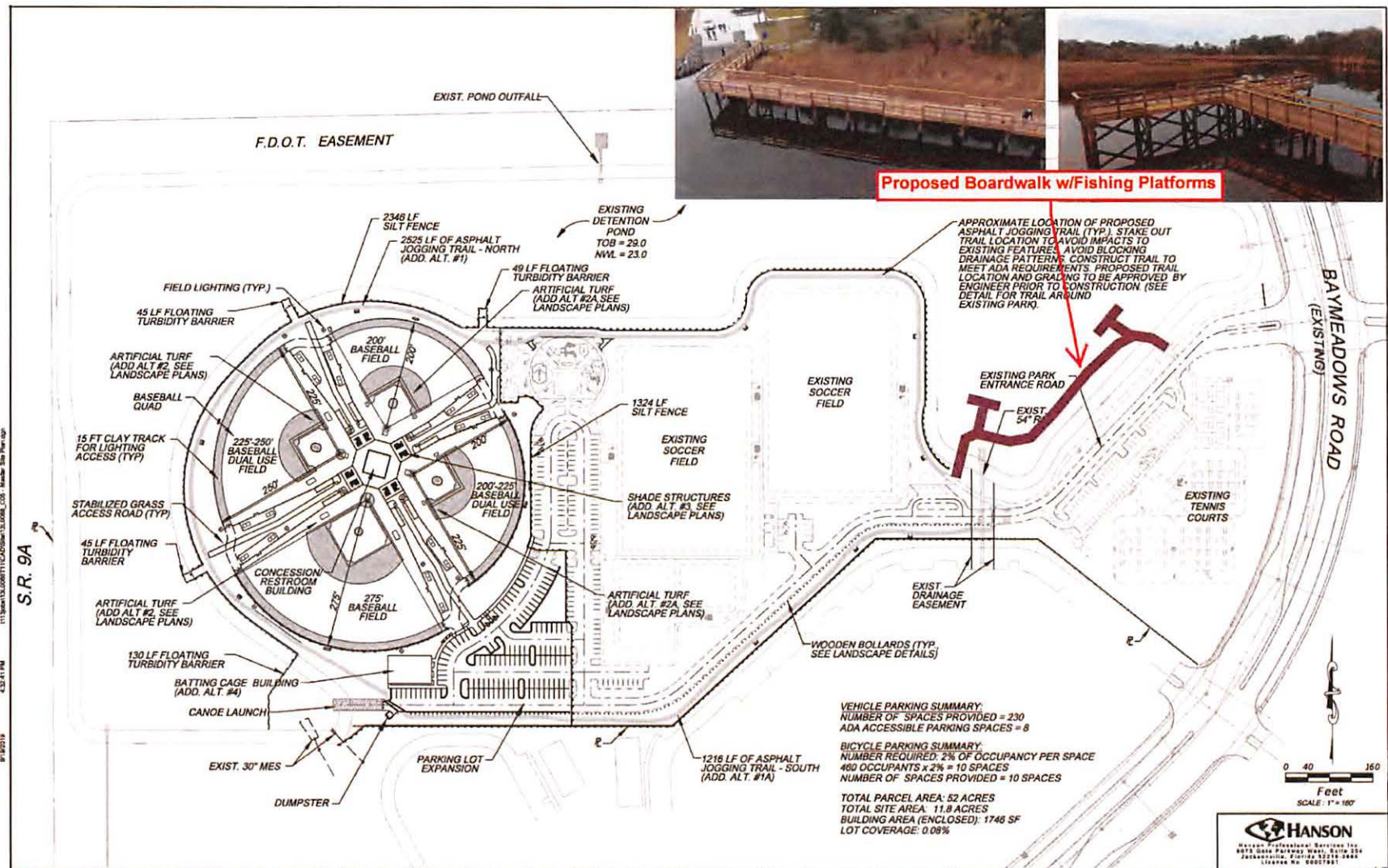


Ed Austin Park: Softball Field Lighting (2)





Fort Family: Fishing Pier/Boardwalk



Proposed Boardwalk w/Fishing Platforms

APPROXIMATE LOCATION OF PROPOSED ASPHALT JOGGING TRAIL (TYP.). STAKE OUT TRAIL LOCATION TO AVOID IMPACTS TO EXISTING FEATURES. AVOID BLOCKING DRAINAGE PATTERNS. CONSTRUCT TRAIL TO MEET ADA REQUIREMENTS. PROPOSED TRAIL LOCATION AND GRADING TO BE APPROVED BY ENGINEER PRIOR TO CONSTRUCTION (SEE DETAIL FOR TRAIL AROUND EXISTING PARK).

VEHICLE PARKING SUMMARY:
 NUMBER OF SPACES PROVIDED = 230
 ADA ACCESSIBLE PARKING SPACES = 8

BICYCLE PARKING SUMMARY:
 NUMBER REQUIRED, 2% OF OCCUPANCY PER SPACE
 480 OCCUPANTS x 2% = 10 SPACES
 NUMBER OF SPACES PROVIDED = 10 SPACES

TOTAL PARCEL AREA: 52 ACRES
TOTAL SITE AREA: 11.8 ACRES
BUILDING AREA (ENCLOSED): 1746 SF
LOT COVERAGE: 0.08%




HANSON
 HANSON PROFESSIONAL SERVICES, INC.
 8078 Dale Parkway West, Suite 204
 Jacksonville, Florida 32216-1884
 License No. 60007861

NO.	BY	DATE	SYMBOL	REVISIONS	SURVEY DATA	BOOK NO.	PG.	ISSUED BY	DATE	REVISIONS
1										
2										
3										

CITY OF JACKSONVILLE	PROJECT NO. 18-008031	FORT FAMILY REGIONAL PARK - BASEBALL COMPLEX MASTER SITE PLAN	NO. 04/10	
	DATE: SEPTEMBER 2018			SHEET NO. 1
	SCALE: AS NOTED			DRAWING NO. 18-008031-01




Sheffield Park: Pickleball Courts & Lighting





Patton Park: Community Center Design







Pine Forest Senior Center: Interior Renovation







Russell “Bill” Cook Jr. Park: Improvements





Flossie Brunson Park: Field Lighting






West Jacksonville Elementary: Design & Construction Phase 1 ²⁸






Cecil Gym: Indoor Pickleball





Beaches Community Center: Building Expansion





Glynlea Park: Improvements





Extension Office, Canning Center: Improvements





Synthetic Turf Fields





West Jacksonville – Ringhaver Park



North Jacksonville - Bob Hayes



South Jacksonville - Losco Park

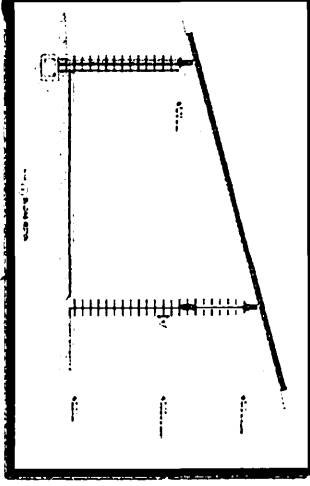
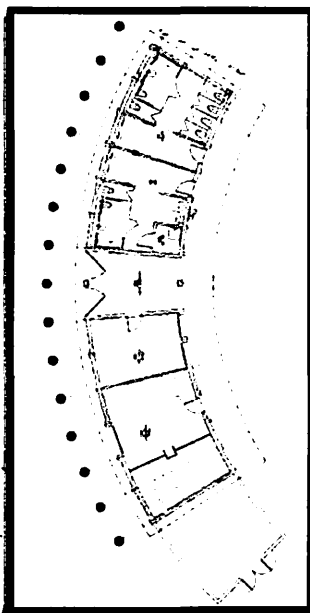
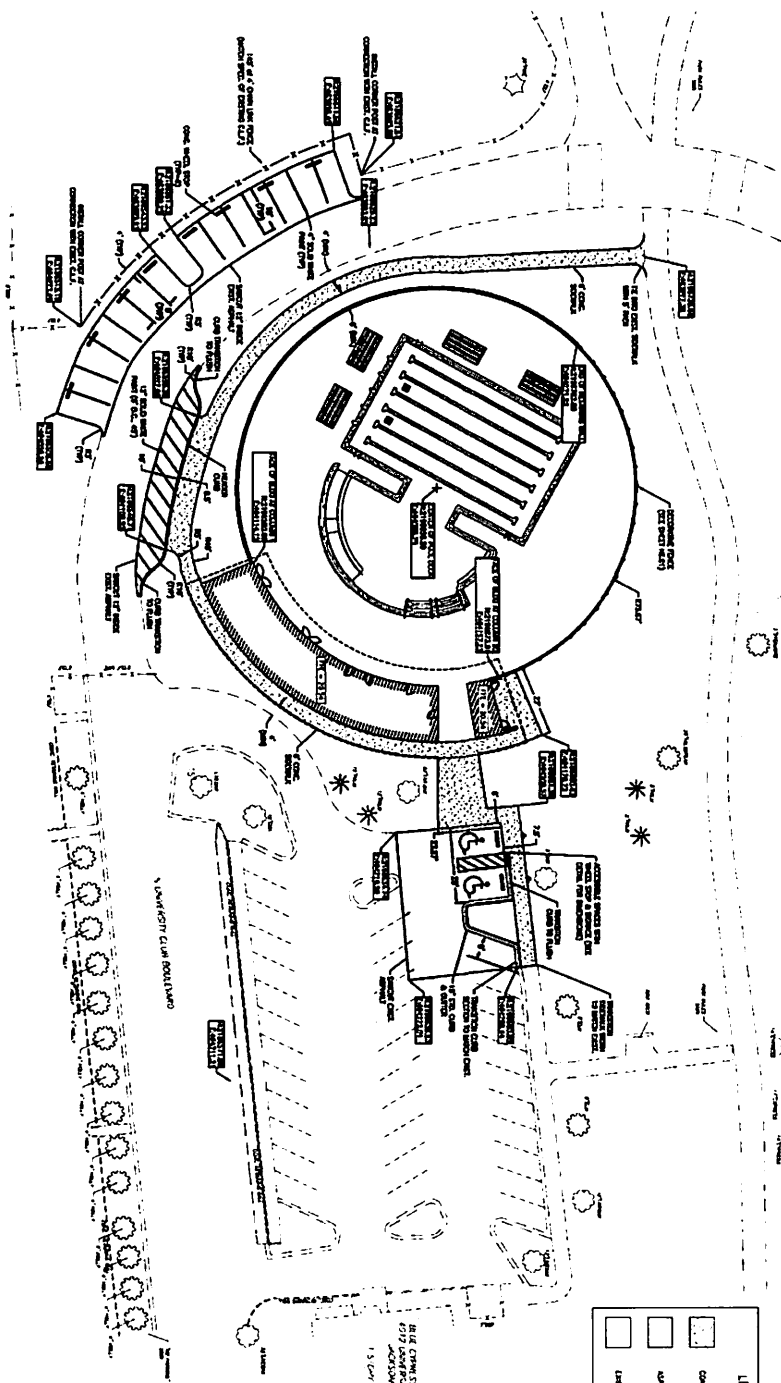


Current Park Projects





Blue Cypress Park: Pool



LEGEND

[Symbol]	CONCRETE STRUCTURE
[Symbol]	GLASS STRUCTURE
[Symbol]	STEEL STRUCTURE

1:5000 SCALE




Lonnie Miller Park: Pickleball, Tennis, Basketball, Trails, Parking⁵



Lonnie C. Miller Sr. Regional Park
 Jacksonville, Florida

Conceptual Master Plan
 June 7, 2016





Cecil Softball Complex: Phase 2



Completion Coinciding
with Fairground Build

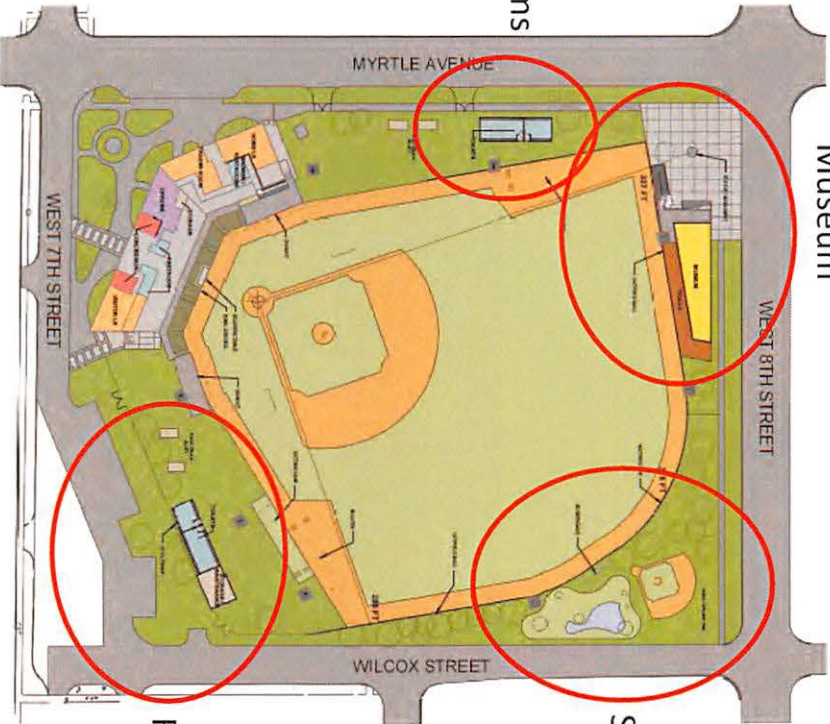
The Amateur and Leisure sports industry accounts for the bulk of total non-resident visitors associated with the Florida Sports Industry. It is composed of six segments – Parks and Recreation, Golf, Hunting, Fishing, Wildlife Watching and events of the Florida Sports Foundation and the state's 27 sports commissions. These six segments generate the largest economic footprint of the survey at \$43.4 billion and 443,000 jobs.



JP Small-New Museum: Phase II



Existing



Restrooms

Museum

Splashpad

Restrooms

Proposed



FOOD TRUCK ALLEY


JP Small Synthetic Turf
Completion: Spring, 2023

JP Small Field Lights
Completion: Spring, 2023

JP Small Design
Completion: Summer, 2023



OUTFIELD EXPERIENCE



MUSEUM PLAZA



Lift Ev'ry Voice and Sing Park



PLAN LEGEND

- | | |
|----------------|-----------------------------|
| ① NORTH PLAZA | ⑤ SHOTGUN HOUSE (BY OTHERS) |
| ② LIFTED LAWN | ⑥ SHOTGUN PLAZA |
| ③ CENTRAL LAWN | ⑦ SOUTHERN GARDENS |
| ④ STAGE | ⑧ EMERALD TRAIL PASS |












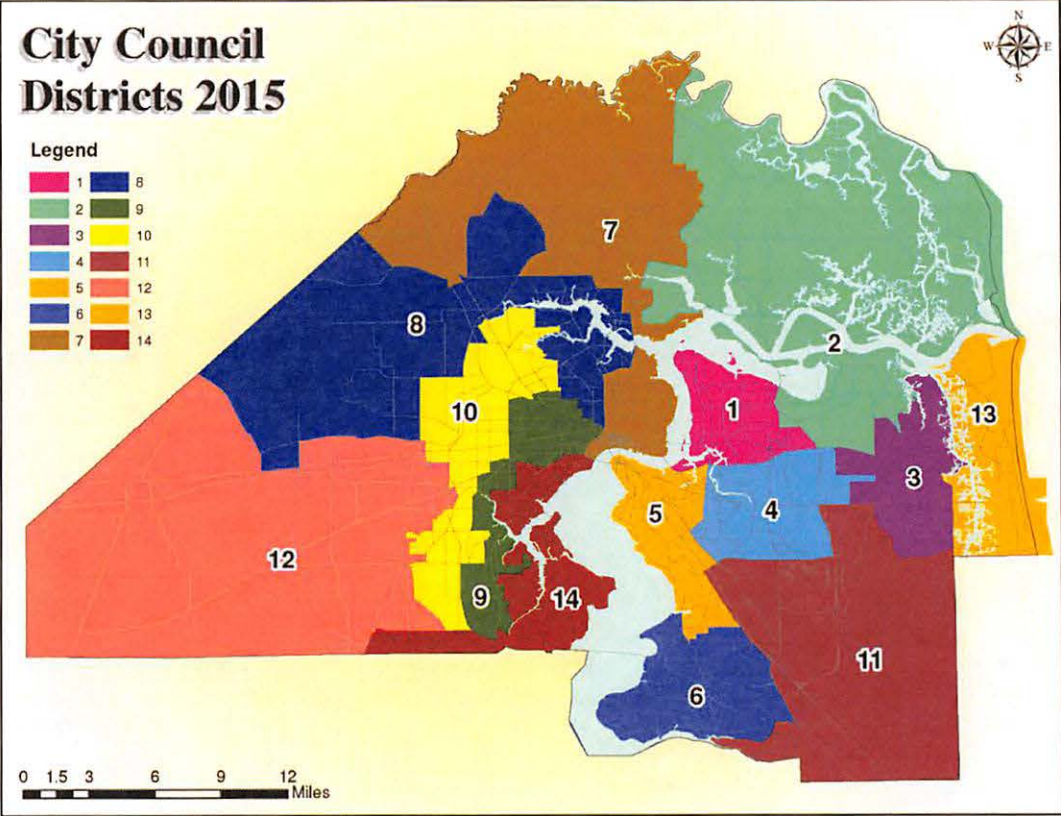


Friendship Fountain, St. John's River Park





By Council District Spending



Project	Cost
Golf Holes & Building: Blue Cypress	\$1,000,000
Blue Cypress Pool	\$3,800,000
Ed Austin (2) Softball Field Lighting	\$600,000
Sheffield Pickleball & Lighting	\$850,000
Patton Park Center, Design	\$750,000
Beach and Peach, Pump Track	\$500,000
Gynlea Park Improvements	\$500,000
Pine Forest Senior Center, Construction	\$600,000
St. John's River Park & Friendship	\$2,600,000
Synthetic Turf Field: Losco (South Field)	\$1,200,000
Russell "Bill" Cook Park	\$250,000
Flossie Brunson Field Lighting	\$500,000
Lift Ev'ry Voice and Sing Park & Trail	\$1,200,000
JP Small, Phase II	\$3,000,000
Brentwood Golf Improvements	\$1,000,000
West Jacksonville School, Design/1st Phase Const.	\$2,000,000
Extension Office/Canning Center	\$500,000
Synthetic Turf: Bob Hayes (North Field)	\$1,200,000
Lonnie Miller: Tennis, Pickleball, Basketball, Trails, Parking	\$8,000,000
Fort Family, Fishing Pier/Boardwalk	\$700,000
Cecil Ball Field, Master Plan	\$5,000,000
Indoor Pickleball Facility - Cecil Gym	\$500,000
Community Center: Jax Beach	\$500,000
Synthetic Turf Field: Ringhaver (West Field)	\$1,200,000
40 Playgrounds	\$7,650,000
ADA Walkways/Trail/Boardwalk Improvements	\$3,000,000
By District Spending (\$100K per)	\$1,400,000
Total	\$50,000,000