


NIGHT VIEW



POINTE PARC AT ST. JOHNS



3D VIEW



PROPERTY: POINTE PARC AT ST. JOHNS
 FILE ID: REVISED PERMIT ART
 SALES: JG JB DATE: 06/14/17
 DESIGN: JBMJE SCALE: 1/2" PAGE: 2
 Elite Images Advertising Consultants / 86 Fred Avenue
 Dunedin, FL 34698 / Phone: 727-505-0713

CUSTOMER APPROVAL

SIGNATURE

PRINT NAME

DATE

Not to Scale

- Sign Height = 15 ft max
- ASD Load Coeff = 0.6
- Ct=1.0, Rd=0.85, G=0.85
- Cf=1.55 (w/h ratio $\geq 1/2$)
- Solid freestanding sign at grade
- ≥ 21.0 psf

- ASCE 7-10 WIND LOADS:
- V=120 mph - Exposure C
- Risk Category I Structure


General © Design is in accordance with the requirements of the Fla Bldg Code 5th Ed (2014) for use within & outside the High Velocity Hurricane Zone (HVHZ). © This engineering certifies only the structural integrity of those systems, components, and/or other construction explicitly noted herein. © Electrical notes, details, & specifications are provided by and are the sole responsibility of the electrical contractor. No electrical review has been performed and no certification of such is intended. © Aluminum extrusions shall be 6063-T6, unless noted otherwise.



1200 N Federal Hwy #200
 Boca Raton, FL 33432
 1-888-371-3113
 Christian Langley
 Florida PE #67367
 Cert of Auth #3112



1200 N Federal Hwy #200
Fort Raton, FL 32427
1-888-371-3113
Christian Langley
Florida PE #67382
Cell of Auth #3112



- SW 6711 PARAKEET
- SW 7583 WILD CURRANT
- SW 6495 GREAT FALLS
- SW 6254 LAZY GRAY
- MATTHEWS SILVER METALIC PAINT
- SW 2849 WESTCHESTER GRAY
- SW 7599 BRICK PAVER
- SW 6692 AURIC
- SW 6713 VERDANT
- SW 6244 NAVAL
- WHITE

• ASD Load Coeff = 0.6
• Sign Height = 15 ft max
• K2=1.0, Kd=0.85, G=0.85
• K1=1.5 (w/h ratio ≥ 1/2)
• Solid freestanding sign at grade
• ± 21.0 psf



PROPERTY: POINTE PARC AT ST. JOHNS
 FILE ID: REVISED PERMIT ART
 SALES: JG/JB DATE: 06/13/17
 DESIGN: JB/MJE SCALE: 1/2" PAGE: 3
 Elite Image Advertising Consultants / 86 Fred Avenue
 Duncedin, FL 34698 / Phone: 727-505-0713

CUSTOMER APPROVAL

SIGNATURE _____ DATE _____
 PRINT NAME _____

General • Design is in accordance with the requirements of the Fla Bldg Code 5th Ed (2014) for use within & outside the High Velocity Hurricane Zone (HVHZ). • This engineering certifies only the structural integrity of those systems, components, and/or other construction explicitly Notes: specified herein. • Electrical notes, detail, & specifications are provided by and are the sole responsibility of the electrical contractor. No electrical review has been performed and no certification of such is intended. • Aluminum extrusions shall be 6063-T6, unless noted otherwise.

Top View:



Front View:

Lighted Icon,
Digital Print Face

3" Deep
Face lighted
Channel
Letters
day/night
vinyl

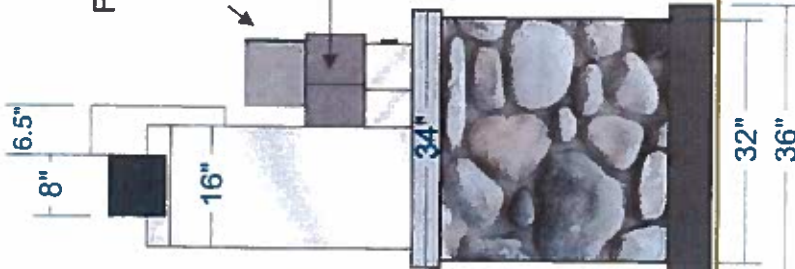


Push Thru Lighting
"AT ST. JOHNS"

3" Sch 40 steel posts
(A53 Grd B)

Metallic
Silver
Returns

Side View:



- SW 6711 PARAKEET
- SW 7599 BRICK PAYER
- SW 7583 WILD CURRANT
- SW 6692 AURIC
- SW 6495 GREAT FALLS
- SW 6713 VERDANT
- SW 6254 LAZY GRAY
- SW 6244 NAVAL
- MATTHEWS SILVER METALIC PAINT
- SW 2849 WESTCHESTER GRAY
- WHITE

Grade

- Concrete Footer Options (2500 psi):
- 24" dia x 4'-2" deep (Augered)
 - 3'-0" Sq x 2'-0" deep [Spread, w/ (2) #5 bars each way, top & bot]



PROPERTY: POINTE PARC AT ST. JOHNS
 FILE ID: REVISED PER: IIT ART
 SALES: J.G. JB DATE: 06/13/17
 DESIGN: J.B./M.J.E. SCALE: 1"=12" PAGE: 4
 Elite Images Advertising Consultants / 86 Fred Avenue
 Dunedin, FL 34698 / Phone: 727-505-0713

CUSTOMER APPROVAL

SIGNATURE: _____ DATE: _____
 PRINT NAME: _____

General: Design is in accordance with the requirements of the Fla Bldg Code 5th Ed (2014) for use within & outside the High Velocity Hurricane Zone (HVHZ). This engineering certifies only the structural integrity of those systems, components, and/or other construction explicitly noted herein. Electrical notes, details, & specifications are provided by and are the sole responsibility of the electrical contractor. No electrical review has been performed and no certification of such is intended. Aluminum extrusions shall be 6063-T6, unless noted otherwise.

ASCE 7-10 WIND LOADS:
 • V = 20 mph - Exposure C
 • Risk Category I Structure
 • Sign Height = 15 ft max
 • K₁ = 1.0, K_d = 0.85, G = 0.85
 • ASD Load Coeff = 0.6

Solid freestanding sign at grade:
 • C_f = 1.55 (w/h ratio ≥ 1/2)
 • ± 21.0 psf

1200 N Federal Hwy #200
 Boca Raton, FL 33432
 1-888-371-3113
 Christian Langley
 Florida PE #67382
 Cert of Auth #3112



